

## ABOUT US

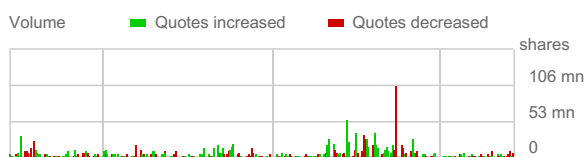
Dubai Investments is one of the UAE's leading investment companies. The Company owns more than 40 subsidiaries and joint ventures in 3 key segments of real estate, manufacturing and contracting, and investments. It employs over 3,800 people.

With a market capitalisation of AED 7.4 billion (US\$ 2 billion), Dubai Investments is the 15<sup>th</sup> largest company listed on the Dubai Financial Market, and was among the top 10 traded stocks in 2015.

The company's flagship asset is Dubai Investments Park. Operating as a city within a city, Dubai Investments Park consists of an industrial, commercial and residential area spanning 23 km<sup>2</sup>, which is strategically located in close proximity to the EXPO 2020 site, Jebel Ali port and Dubai World Central airport. Dubai Investments Park is currently at a total occupancy rate of 97%.

Dubai Investments has an impressive track record of returning value to its shareholders. A shareholder who invested the money in the Company's IPO in the year 2000 has to date received 14 times of investment value through cash dividends, bonus shares and rights issues.

## SHARE GRAPH (CLOSING SHARE PRICES)



## TOP SHAREHOLDERS

Investment Corporation of Dubai	11.54%
Al Fardan Real Estates	6.07%
Mohamed Saif Darwish Al Ketbi	5.09%
Others	77.3%

## مجلس الإدارة



**Sohail Faris Ghanim Al Mazrui**

Chairman

> **Hussain Mahyoob Sultan Al Junaidy**  
Vice Chairman

> **Ali Fardan Ali Al Fardan**  
Director

> **Mohamed Saif Darwish A. Al Ketbi**  
Director

> **Khalid Jassim Mohamed Bin Kalban**  
MD & Chief Executive Officer

> **Khaled Mohammad Ali Al Kamda**  
Director

> **Abdulrahman Ghanem A. Al Mutaiwee**  
Director

## الإدارة العليا



**Khalid Jassim Mohamed Bin Kalban**

MD & Chief Executive Officer

> **Abdulaziz Bin Yagub AlSerkal**  
General Manager

> **Krishnamurthy Sundaresan**  
Chief Operating Officer

> **Mushtaq Masood**  
Group Chief Financial Officer

> **Kurian Chacko**  
Group Legal Advisor and Company Secretary

> **Saderuddin Panakkat**  
Chief Internal Control Officer

> **Asma Mohamed Ahmed**  
Chief Human Resources & Administration Officer

## FUNDAMENTALS

Date of establishment	July 16, 1995
Auditor	KPMG
Date of listing	March 26, 2000
ISIN	AED000601016
Symbol	DFM:DIC
Sector	Investments & Financial Services
Last dividend	12% Cash & 5% bonus FY 2016
Stock exchange	DFM
Authorized share capital	AED 4,252,019,585

## FINANCIAL CALENDAR

<b>Mar 08, 2017</b>	Board of Directors Meeting 2017
<b>Apr 10, 2017</b>	Annual General Meeting
<b>Apr 30, 2017</b>	Board of Directors Meeting 2017

## INCOME STATEMENT HIGHLIGHTS

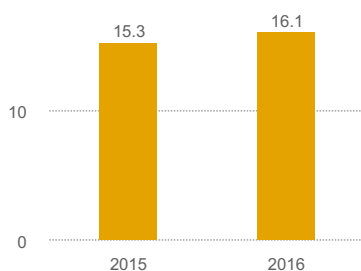
	Q1 2015	Q2 2015	Q3 2015	Q4 2015	FY 2015	Q1 2016	Q2 2016	Q3 2016	Q4 2016	FY 2016
<b>Total Income</b>	543	617	701	811	2,672	715	657	814	864	3,050
<b>Total expenses</b>	(258)	(401)	(436)	(471)	(1,565)	(447)	(494)	(497)	(568)	(2,006)
<b>EBITDA</b>	323	239	57	71	690	319	165	147	194	825
<b>Attributable profit</b>	282	223	246	358	1,109	298	218	334	368	1,218
<b>EPS (AED)</b>	0.07	0.06	0.06	0.09	0.28	0.07	0.05	0.08	0.10	0.30

## مؤشرات الأداء الرئيسية

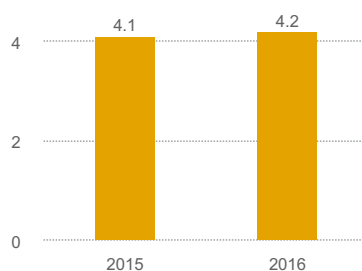
	Q1 2015	Q2 2015	Q3 2015	Q4 2015	FY 2015	Q1 2016	Q2 2016	Q3 2016	Q4 2016	FY 2016
<b>EPS Growth (%)</b>	6.5%	(58.7%)	30.1%	5.2%	(16.7%)	22.0%	28.0%	60.0%	25.0%	11.0%
<b>EBITDA Margin (%)</b>	59.5%	38.7%	43.4%	38.7%	41.1%	43.3%	38.4%	31.4%	55.0%	42.4%
<b>ROE (%)</b>	10.5%	8.1%	9.8%	13.1%	10.4%	2.7%	2.0%	3.0%	3.1%	10.7%
<b>ROA (%)</b>	7.8%	5.9%	7.1%	9.1%	7.2%	1.9%	1.4%	2.1%	2.3%	7.6%

## BALANCE SHEET HIGHLIGHTS

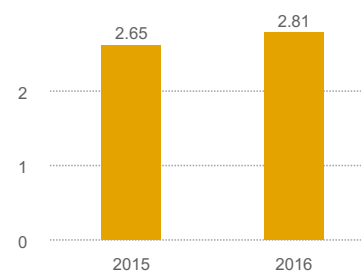
Assets (AED bn)



Liabilities (AED bn)



BVPS (AED)

**Dubai Investments PJSC**

P.O. Box 28171, Dubai  
 United Arab Emirates  
 Web: [www.dubaiinvestments.com](http://www.dubaiinvestments.com)

Phone: +971 4 8122400  
 Fax: +971 4 8122344  
 Email: [info@dubaiinvestments.com](mailto:info@dubaiinvestments.com)