

2022

Annual Report



PHARMA
SGP

Contents

PharmaSGP			
PharmaSGP at a glance	04	Takeover Related Disclosures pursuant to Secs. 289a and 315a HGB	43
Asset-light and scalable OTC growth platform	06	Corporate Governance Statement	44
Focused product portfolio with market leading brands	08	Dependency Report	49
Superb financial profile	10	Subsequent Events	49
Key financial indicators	12	Consolidated Financial Statements	
Sustainability at our core	14	Consolidated Statements of Profit or Loss	52
To Our Shareholders		Consolidated Statements of Other Comprehensive Income	53
Foreword by the Management Board	18	Consolidated Statements of Financial Position	54
Report of the Supervisory Board	19	Consolidated Statements of Changes in Equity	56
PharmaSGP on the Capital Market	22	Consolidated Statements of Cash Flows	57
Combined Management Report		Notes to the Consolidated Financial Statements	58
Principles of the Group	26	Other Information	
Economic Report	28	Responsibility Statement	86
Report on Expected Developments	34	Remuneration Report for the Financial Year 2022	87
Opportunities and Risk Report	35	Independent Auditor's Report	91
Internal Controls and Risk Management Systems of the Group Financial Reporting Process	42	Imprint	98
Financial Risk Management and Financial Instruments	42		

PharmaSGP at a glance

Market leading, fast-growing pan-European OTC platform with strong e-commerce share

Key Highlights

85.8 Million € Revenues in 2022

31% Revenue growth 2022 vs. 2021

33% adjusted EBITDA margin in 2022



2022 has been an exceptional year for us, where we achieved important milestones on our path to deliver continuous growth as a leading consumer health company in Europe. Our asset-light and scalable pan-European OTC growth platform allowed us to quickly finish the integration of our 2021 acquired GSK brands across all markets – an excellent proof of our M&A and integration strategy.

We have advanced our successful D2C marketing strategy into a multi-channel marketing approach, which enables us to reach an even wider audience more effectively. This accelerated our organic growth on key focus brands and strengthened our market leading positions in relevant indication areas.

We continued the strong growth track record on our Health Brands, which resulted in new record sales

quarter after quarter. Our excellent financial profile was reinforced by a further improvement of our strong EBITDA margin and our high cash generation.

To continue to deliver growth, both organic and inorganic, we have also strengthened our leadership management team in key focus areas such as marketing and communication, as well as in operational and integration excellence.

We are a highly skilled team of

79

FTEs* incl. in-house experts for regulatory, media & digital.

We strongly believe in equality and diversity.

55%

of our top management is female & our employees represent 15 different countries.

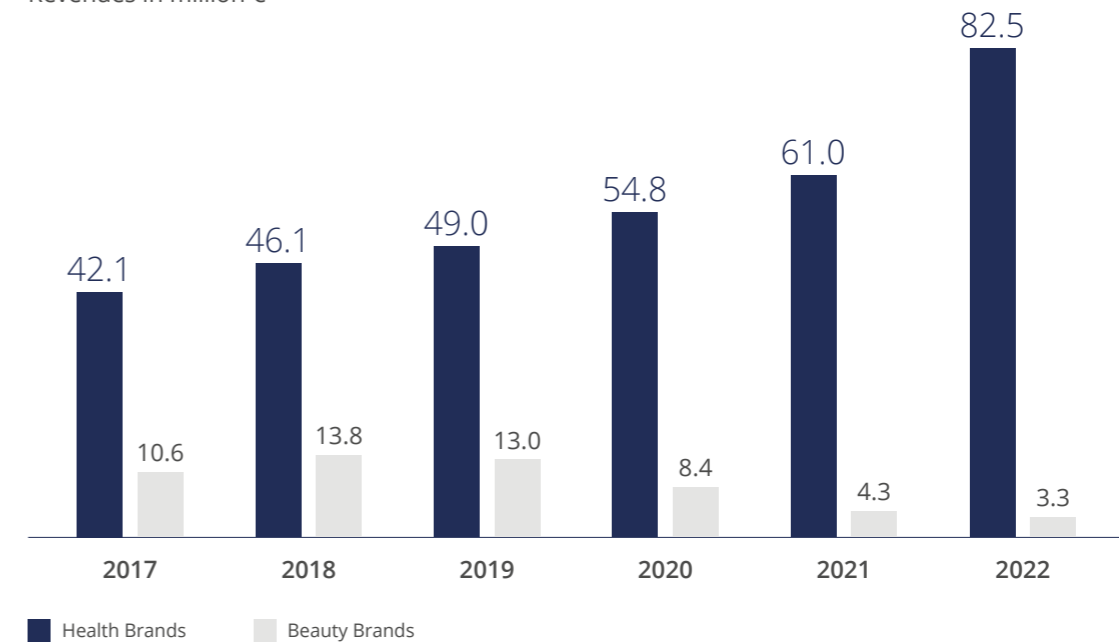
We are operating out of one base in Germany and sold over

6m

products in 2022 into 11 countries.

Continuously strong growth of our “Health Brands”

Revenues in million €



Up to 55% sales in e-commerce

As an OTC consumer health company with a focus on consumer-centric commercialization, we have always been very successful in building up distribution indepen-

dent of a local sales force across all our markets. Having historically used a highly profitable D2C communication strategy in conventional media, we have now successfully expanded to a multi-channel marketing approach, including TV, print and online. While the interest and trust in conventional media is still very high in our target group, consumers are also increasingly

researching health-related topics online in their search for a solution in e-commerce channels. This new approach allows us to reach an even wider audience and meet their needs at multiple touch points. This allows us to further leverage the potential of our product portfolio across categories and markets, thereby ensuring a continuous growth in 2023 and beyond.



>90% of sales are generated by our top 8 brands

* As of December 2022

Asset-light and scalable OTC growth platform

Unique “plug-and-play” approach to integrate and grow brands in Europe

PharmaSGP's success is based on its highly agile and asset-light business model where we focus on consumer-centric product innovation and commercialization.

With our asset-light and scalable pan-European OTC growth platform we are able to easily integrate and grow brands, penetrate new regions and react to new opportunities faster than the competition. Our approach works equally well for self-developed as well as acquired products.

To implement this strategy, we have built internal capabilities with the highest quality and execution standard.

Operations: Our highly flexible and established opera-

tional setup allows for lowest platform migration costs at highest operational efficiency.

Regulatory affairs: Our deep regulatory expertise for all relevant European OTC markets and categories enables us to integrate or launch products in Europe in the shortest possible timeframe across our markets.

Commercialization: Our unique D2C marketing approach with a wide target group reach creates relevant market distribution without the need of a local sales force or local subsidiary. We have established a “plug-and-play” platform to easily launch and integrate new products across markets and geographies - based on our acquisition approach or self-developed.

Time to set up a new geography:

~6 months

86 Marketing authorisations and applications in the pipeline

>165 million contacts – target group reach per month

Milestones



International reach: Our internal teams are experts in fast international expansion enabled by established logistics partnerships in multiple countries.

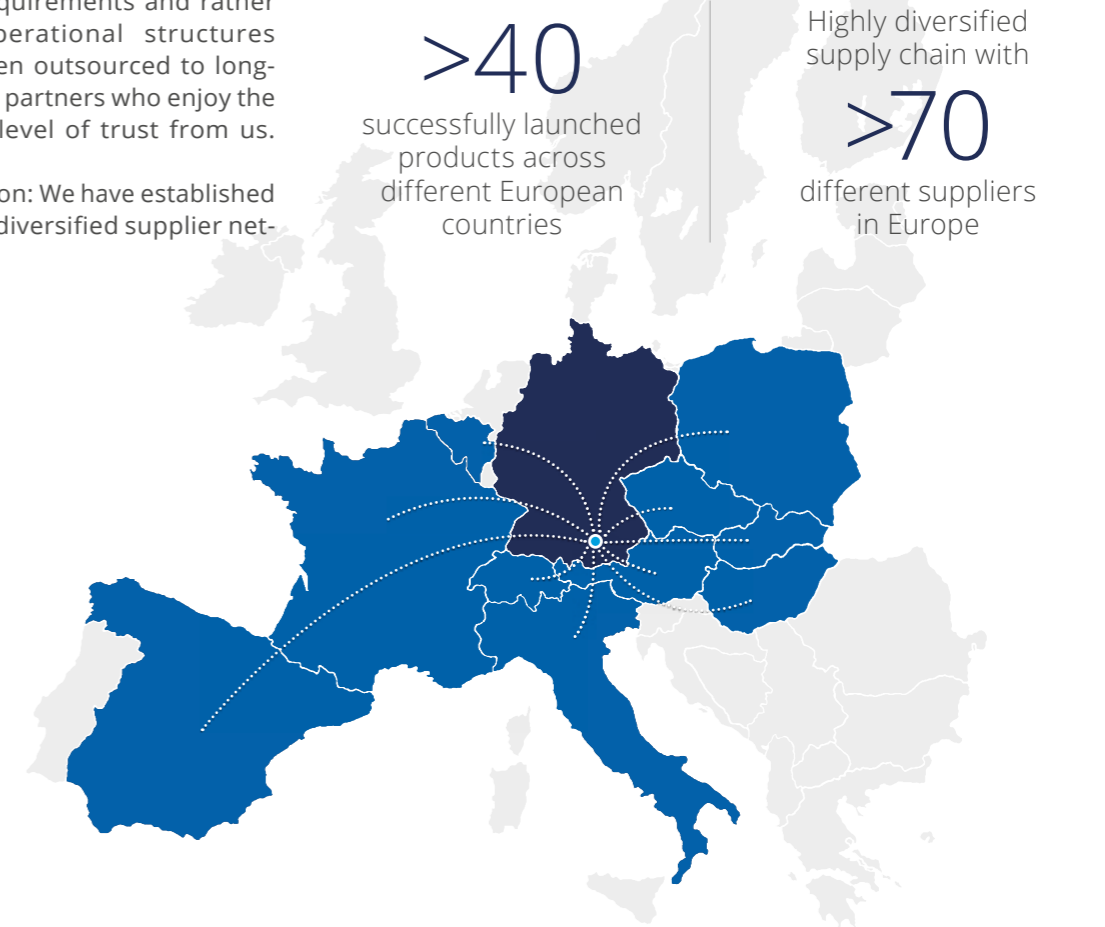
Functions with high asset investment requirements and rather rigid operational structures have been outsourced to long-standing partners who enjoy the highest level of trust from us.

Production: We have established a highly diversified supplier net-

work with more than 70 different suppliers meeting highest quality standards.

Logistics & Distribution: Long-standing and pharma industry

specialized partners perform in a highly flexible way the warehousing and distribution of our products in all our European markets.



Focused product portfolio with market leading brands

PharmaSGP stands for a portfolio of trusted leading brands in many different indications. Our focus: „Health Brands“

8 category leading brand families

>90% of sales are generated by our top 8 brands

Up to 82% brand awareness



Since the launch of the first product in Germany in 2012, we have demonstrated our strong capability for creating leading product families. Our product portfolio has a clear strategic focus on top indication areas for self-medication in pharmacies such as pain, sleep disorder, cardiovascular, urology and women's health, as well as other areas of chronic diseases and age-related conditions.

We offer consumers OTC drugs with brands they can trust to improve their quality of life and provide them individual best solutions from our ever-growing product range to treat their chronic ailments – everyday!

Our products, which are sold primarily in pharmacies, achieve a distribution level of up to 99% in German pharmacies, including brick-

and-mortar pharmacies as well as e-commerce pharmacies.

Our strategic focus is on a pharmacy-only approach and the independence of RX reimbursement. We follow a premium-price strategy that also gives us an effective inflation protection in the absence of price binding on all of our products.

In 2022 we have successfully finished the integration of the acquired portfolio of former GSK brands Baldriparan®, Spalt®, Formigran® und Kamol®. Our “plug-and-play” platform allowed us to easily integrate these products across markets and geographies and start leveraging their potential through our marketing strategy.

Superb financial profile

A unique combination of financial strength: strong revenue development with high margins - combined with low operational investment needs

Revenue development



“We have achieved excellent results in 2022 – both in terms of the organic portfolio and our acquired brands. In addition, we have created the basis with our financing options to further expand the acquisition strategy and continue to write the success story in 2023.”

Michael Rudolf, CFO



Profitability (adjusted EBITDA margin)



Since its foundation, PharmaSGP has delivered impressive key financials year in, year out, and has now taken its place as one of Germany's leading OTC pharma companies. An average annual revenue growth rate of 16% over the period from 2015 to 2022 provides impressive proof of our strong business model.

Our Health Brands focus category, that meanwhile accounts for more than 95% of PharmaSGP's revenues, stands out in particular: Over the period from 2015 to 2022, we were able to increase our Health Brands revenue by an exceptional 19% a year - driven both by our home market Germany and by our international markets.

This strong growth momentum is also evidenced in particular by the financial year 2022: Overall, PharmaSGP achieved record revenues of € 85.8 million and revenue growth of 31.3%, with our Health Brands even rising to more than 35%.

Our existing portfolio also generated a double-digit growth rate. In 2023, we expect a continuation of this success story, with revenues of between € 91 million and € 96 million targeted for the entire group.

In addition to our dynamic revenue trend, our sustainably high profitability levels are also particularly noteworthy.

We have regularly achieved an EBITDA margin (adjusted) of more than 30% since 2015. Over the years from 2015 to 2022, this key performance indicator averaged 32.5%, while we exceeded this figure in the financial year 2022 by delivering an EBITDA margin of 32.9%. We intend to raise profitability in 2023 and anticipate an adjusted EBITDA margin (adjusted) of between 33.0% and 35.4%.

Steady strong revenue growth, combined with a high level of structural EBITDA profitability and an asset-light business

model that requires only minimum investment in running operations on a highly flexible basis, translate into very high cash generation.

Without including M&A transactions, our cash conversion significantly exceeds 90%. This achievement is also corroborated by the gradual increase in our liquidity and the fact that, as of 31 December 2022, PharmaSGP had cash and cash equivalents at hand of more than € 32 million.

With additional financial resources in the form of credit lines already agreed, and in place today, PharmaSGP is able to make drawdowns on immediately available investment volumes of up to € 75 million.

These funds give us the scope for forging ahead with our acquisition strategy and thereby continuing to write PharmaSGP's success story.

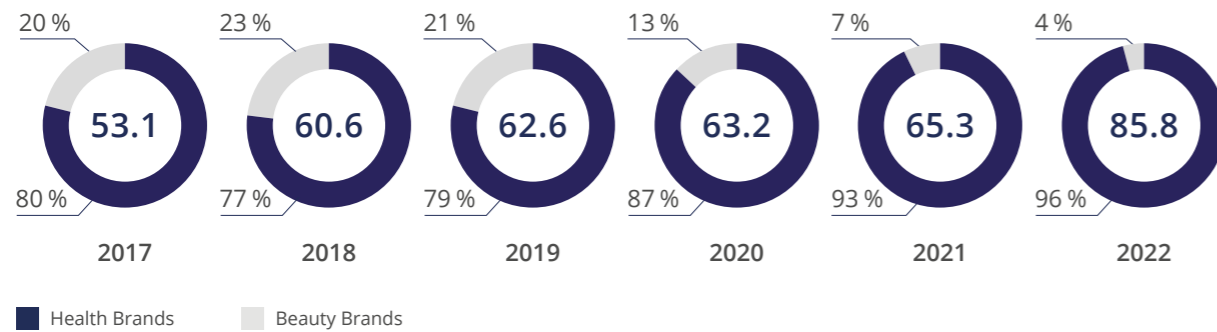
Cash generation



* Health Brands ** (adj. EBITDA - norm. Capex) / adj. EBITDA

Key financial indicators

PharmaSGP revenues*



Key figures for the PharmaSGP Group*

	2017	2018	2019	2020	2021	2022
Revenues	53.1	60.6	62.6	63.2	65.3	85.8
Adjusted EBITDA	15.7	19.9	22.8	17.0	19.4	28.2
Adjusted EBITDA margin	29.7 %	32.9 %	36.5 %	26.9 %	29.7 %	32.9 %
Adjusted EBIT	15.3	19.5	22.4	16.5	15.9	19.0
Adjusted EBIT margin	28.9 %	32.3 %	35.8 %	26.1 %	24.3 %	22.1 %
Earnings per share**	0.98	1.23	1.39	0.89	0.89	1.00
Operating Cash Flow	14.3	8.4	17.6	15.5	12.2	24.7

Geographical breakdown of PharmaSGP revenues*



* all figures in € million, except earnings per share (in €) and margins (in %)

** For the financial years 2017-2020, 12,000,000 shares are the basis for calculating earnings per share.



Sustainability at our core

You can trust our products and our ethics

From social inequalities to climate change, we are facing severe challenges. At PharmaSGP, we are focusing on the most effective ways for us to improve our sustainability efforts and assess the environmental, social, and governance impacts in order to stay aligned with stakeholders, from customers and partners to investors, regulators and employees.



Environmental: Responsibility at our core



• By 2022, we improved our environmental performance of our packaging by choosing cardboard with FSC® certified or recycled paper for already 95 % of our organic portfolio products. Minimising the environmental impact of our packaging will remain a key goal for us.



• As a pharmaceutical company we adhere to the highest standards for the production of our products and ensure that our CMOs produce our drugs in compliance with EU GMP/GDP and ISO. In 2022 we also developed a new code of conduct to be signed by our suppliers in 2023 that summarises our high standards and principles including on human rights, labour standards, environment and anti-corruption.



• We also strive to minimise our environmental impact from transportation. All transports that we commission must be as efficient as possible: Ensuring an increased fill rate in all trucks as well as using the shortest route possible and no air transport.



• As part of our efforts to reduce our environmental impact we have revised our meeting and travel policies, including business travel and company cars. We support for example remote work for all employees (two days per week) and the use of electric cars.

Social: Respect people – fairness, diversity and tolerance



• We avoid prejudice about the opinions, appearance, or attitudes of our colleagues and help to create a positive work environment by enforcing an open transparent communication and feedback culture which is part of our core company values. We have quarterly feedback reviews to ensure employee wellbeing.



• We are addressing gender equality at all levels within our organisation. Our gender diversity measures: Overall: > 70 % female representation Board: 50 % female Management level below board: 55 % female



• PharmaSGP is a diverse and inclusive workplace for all. We have a high ethnic diversity measured in 15 different countries of origin which ensures different backgrounds are included. We strongly believe that diversity is a key factor for a friendly, respectful, and productive environment.



• For PharmaSGP a fair, non-discriminatory, and tolerant environment is essential. Moreover, we live a zero tolerance to any kind of discrimination based on gender, age, origin, religion, sexual orientation, physical appearance, health, disability, political opinions, nationality, and family situation.

Governance: Ensuring we always do the right thing



• We are committed to develop, manufacture, and deliver high-quality & safe products that meet all regulatory requirements: In 2022 our product complaint rate per unit sold was: <0,008%.



• We report all patient safety cases in compliance with deadline standards: 15 days for serious events and 90 days for non-serious events.



• Our code of conduct outlines the expectations that we place on the third parties that we work with in order to ensure that they comply with UN Global Compact principles on human rights, labour standards of the ILO (International Labor Organization) and anti-corruption.



• We ensure to run an ethical and sustainable business and meet international standards: All employees have general knowledge of, and are trained in industry directives and regulations. We ensure that all our policies are read and understood within 3 months after joining PharmaSGP. An ethics and anti-corruption training has been performed by all employees.



To Our Shareholders

Foreword by the Management Board	18
Report of the Supervisory Board	19
PharmaSGP on the Capital Market	22

Foreword by the Management Board

Ladies and Gentlemen,
Valued Shareholders,

In the financial year 2022 we were able to step up the previous year's growth dynamics, thereby impressively underpinning the potential of PharmaSGP's platform. With revenues of € 85.8 million, which we raised by 31.3 % compared with the previous year, along with adjusted EBITDA of € 28.2 million, we were able to set new records in our company's history. Both key financials settled in the upper range of our forecast which we revised upwards only recently in November. Furthermore, this strong performance is evidence that we have substantially outperformed when measured against our peer OTC market.

This gratifying development is attributable, on the one hand, to the strong organic growth of our existing portfolio, while, on the other, clearly illustrating the positive effect of successfully integrating the brands taken over from GlaxoSmithKline. These measures highlight the potential we are able to leverage by incorporating the brands we acquire into our European OTC platform.

Expansion in the financial year 2022 was driven mainly by revenues generated in Germany which rose by 33.4 % to € 61.3 million. Italy, Austria and our other European markets outside Germany also performed dynamically, growing by 26.4% to € 24.5 million.

The combination of significant revenue growth, in tandem with the economies of scale our platform delivered, led to an above-average increase in adjusted EBITDA to 45.3 % compared with the year-earlier period. The resulting adjusted EBITDA margin, which came in at 32.9 %, significantly exceeded the threshold of 30 % so important to us.

On the back of the strong operational performance in the financial year elapsed, once more producing record revenues and above-average profit growth, our investors are also to be able to participate in the company's success in the form of a dividend. Given that we are forecasting strong and positive performance next year, we are delighted to be able to put forward a proposal to the Annual General Meeting

to pay dividend of 49.2 % from consolidated profit without, however, restricting our scope for future investments.

The success achieved in the financial year 2022 affirms our focused strategy and underscores the potential of PharmaSGP's platform, which we intend to reinforce further in the financial year 2023 and beyond. Another important milestone in this connection was also reached at mid-year 2022 through the syndicated financing concluded with four banking partners. This has enabled us to sustainably create the necessary financial scope for our growth plans.

In view of PharmaSGP's outstanding position and huge potential, we are also more than confident with regard to 2023. We have been able to promote our business positively to the extent that, in 2023, we will already be able to achieve revenue and profitability that analysts originally forecasted for 2024. For the year 2023, we therefore predict revenues of between € 91 million and € 96 million and an adjusted EBITDA margin of between 33 % and 35.4 %.

We are particularly proud of this achievement! We would therefore like to express our special thanks to our employees without whom these results would not have been possible. Their steadfast enthusiasm and commitment to PharmaSGP, and their ambition to promote PharmaSGP on its growth trajectory, impresses us anew, each and every day. We would also like offer warm thanks to our shareholders, business partners and customers for their trust and loyalty. Stay with us and accompany us on our path to a successful future!

Gräfelfing, April 2023

Natalie Weigand
(CEO)

Michael Rudolf
(CFO)

Report of the Supervisory Board for the Financial Year 2022

Activities of the Supervisory Board in the 2022 financial year; cooperation between the Management Board and the Supervisory Board

In the financial year 2022, the Company's Supervisory Board conscientiously performed the duties incumbent upon it under the law and the Articles of Association. The Supervisory Board continuously monitored and advised the Management Board on issues of importance to the Company and the PharmaSGP Group.

In the financial year 2022, the Supervisory Board held seven meetings in the form of hybrid meetings (participation of members both in person and via video conference). The legally mandated rotation of two meetings per calendar half-year was adhered to. In addition, the Supervisory Board passed several resolutions by circular resolution. All members of the Supervisory Board participated in the meetings of the Supervisory Board during the reporting period.

The Company's Supervisory Board does not form any committees given that – as per the company's Articles of Association – the board consists of only three persons. An increase in work efficiency is therefore not to be expected from the additional formation of committees.

In the financial year 2022, the Company's Management Board reported regularly, promptly and comprehensively to the Supervisory Board, both in regular meetings and when required outside meetings, on the net assets, financial position and results of operations of the Company and the PharmaSGP Group, as well as on issues relating to risk management. As part of this process, the Management Board informed the Supervisory Board about all relevant issues of corporate policy, strategy, operational planning (and the associated risks and opportunities), the economic development of the Company and all relevant business policy transactions. The content of the reports was intensively discussed in the meetings of the Supervisory Board. The Management Board and the Supervisory Board discussed in detail all significant business transactions and major decisions of the 2022 financial year.

The members of the Supervisory Board were also in regular contact with the members of the Management Board outside of the meetings. With regard to measures that were to be submitted to the Supervisory Board by the Management Board for approval, the necessary information for the decision-making of the Supervisory Board was provided by the Management Board.

It was not necessary to inspect any documents beyond the reports and draft resolutions of the Management Board in the reporting year.

Key advisory topics in the 2022 financial year

The main topics of the Supervisory Board meetings were primarily the fundamental orientation of the corporate strategy, measures relating to the OTC product portfolio acquired from GlaxoSmithKline Group (GSK), the follow-up financing of the previous bank loans, the ongoing business development, and the situation of the Company and the PharmaSGP Group.

The Management Board informed the Supervisory Board regularly about the current business situation, strategic issues and the demand situation in the individual markets. Furthermore, the Supervisory Board addressed potential acquisition opportunities, the further development of the product portfolio as well as marketing measures.

In the reporting period, the focus was on the following topics in particular:

- In April 2022, the Supervisory Board resolved to propose PricewaterhouseCoopers GmbH Wirtschaftsprüfungsgesellschaft as the first choice and Grant Thornton AG Wirtschaftsprüfungsgesellschaft as the second choice to the Annual General Meeting following the invitation to tender for the auditing services for the financial year 2022.
- In July 2022, the Supervisory Board dealt with the refinancing of the bridge loan from 2021 (amount: € 85,000 thousand) and the conclusion

of a Revolving Credit Facility (amount: € 50,000 thousand) with a term of five years.

- In July 2022, the Supervisory Board dealt with appropriate measures for the long-term hedging of interest rate risks from refinancing.
- In July 2022, the Supervisory Board resolved to extend the appointment and renew the service contracts of the two Management Board members Natalie Weigand and Michael Rudolf.
- In August 2022, the Half-Year Financial Report 2022 was presented and explained to the Supervisory Board.
- In October 2022, the Supervisory Board dealt with the conclusion of a further logistics service agreement for the German market.
- In December 2022, in accordance with recommendation D.12 of the German Corporate Governance Code (as amended on 28 April 2022), the Supervisory Board discussed the results of a comprehensive self-assessment carried out internally and the recommendations and measures to be derived from this.
- Furthermore, the Supervisory Board dealt in 2022 with the conclusion of various contracts with companies of the FUTRUE Group and approved the conclusion of these contracts if the relevant formal and substantive requirements were met.

Audit of the annual and consolidated financial statements 2022

The annual financial statements prepared by the Management Board in accordance with the provisions of the German Commercial Code (HGB), as well as the consolidated financial statements prepared in accordance with Section 315e HGB on the basis of the International Financial Reporting Standards (IFRS) and the combined management report for the Company and the PharmaSGP Group for the 2022 financial year were each audited by the Company's auditor, PricewaterhouseCoopers GmbH Wirtschaftsprüfungsgesellschaft, Munich, and received an unqualified audit opinion.

The aforementioned documents were made available to all members of the Supervisory Board in a timely manner and were discussed in detail at the meeting of the Supervisory Board on 25 April 2023.

The auditor attended this meeting, reported on the main results of the audit and was available for questions and further information during the discussions. The Supervisory Board concurred with the auditor's findings and determined that no objections were to be raised. Moreover, the Supervisory Board examined the Management Board's proposal for the appropriation of the net profit and concurred with this proposal. The Supervisory Board approved the annual financial statements, the consolidated financial statements of the PharmaSGP Group and the combined management report by resolution of 25 April 2023. The annual financial statements of the Company for the 2022 financial year are thereby adopted.

The auditor also examined the report of the Management Board pursuant to Sec. 312 of the German Stock Corporation Act (AktG) on the Company's relationships with affiliated companies. This audit did not result in any objections. The auditor issued the following unqualified audit opinion:

Based on our audit and assessment, which were carried out in accordance with professional standards, we confirm that

1. the factual statements made in the report are correct,
2. the payments made by the Company in connection with transactions detailed in the report were not unreasonably high,
3. there are no circumstances that would require a materially different assessment of the measures listed in the report than that of the Executive Board.

The report of the Management Board on the relationships of the Company with affiliated companies and the associated audit report of the auditor were made available to the members of the Supervisory Board in a timely manner. The Supervisory Board dealt with this in detail at its meeting on 25 April 2023. The auditor attended this meeting, reported on the main results of the audit and was available for questions and further information during the discussions. The Supervisory Board's review of the report on relationships with affiliated companies did not lead to any objections. The Supervisory Board therefore concurred with the results of the auditor's review and raised no objections.

Dealing with conflicts of interest

Insofar as legal transactions with companies controlled by the Supervisory Board members Dr. Fischer and / or Ms. Hohlefelder were to be dealt with in the Supervisory Board in the reporting year, the relevant resolutions of the Supervisory Board were passed without the votes of Dr. Fischer or Ms. Hohlefelder.

Composition of the Management Board and Supervisory Board in the 2022 financial year

In the financial year 2022 and the current financial year 2023, there were no personnel changes in the composition of the Management Board and Supervisory Board.

Thanks and recognition

We would like to thank the Management Board and all employees for their personal commitment and the consistently constructive and trust-based cooperation in 2022.

Gräfelfing, April 2023

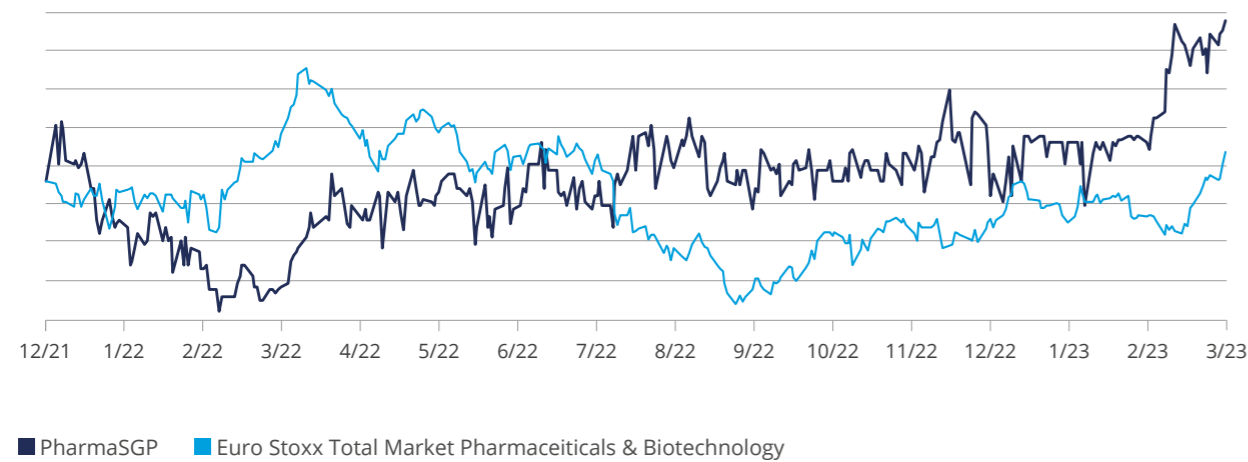
Dr. Clemens Fischer
(Chairman)

PharmaSGP on the Capital Market

After the share of PharmaSGP had recorded a strong upward jump at the turn of the year 2021/2022, it started the financial year 2022 at a price of € 24.70. As of 31 March 2022, the share closed at a price of € 28.90, which corresponds to a market capitalization of € 346.8 million and a share price performance of +17.0 % in this period. In the first quarter of 2022, uncertainties on the stock markets due to the war in

Ukraine also impacted the share price of PharmaSGP. Since March 2022, however, the share price has continuously developed positively and reached its high of € 29.20 on 17 March 2023 in the indicated period. The benchmark index Euro Stoxx Total Market Pharmaceuticals & Biotechnology achieved a performance of +0.8 % in the same period. PharmaSGP thus outperformed the index by 16.2 percentage points.

Share Price*



* based on Xetra closing prices of Deutsche Börse AG

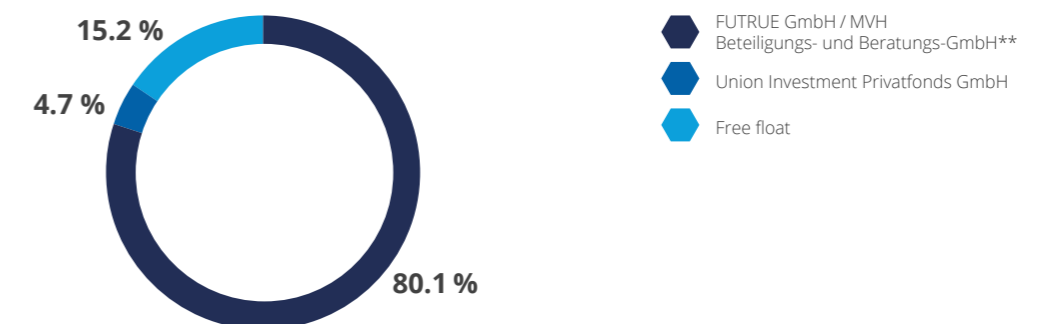
Master Data of the Share*

Security Identification Number (WKN)	A2P4LJ
ISIN	DE000A2P4LJ5
Ticker symbol	PSG
Type of shares	Ordinary bearer shares with no par value (no-par value shares)
Initial listing	19 June 2020
Number of shares	12.0 million
Closing price* (31 March 2023)	€ 28.90
High / Low*	€ 29.20 / € 21.00
Market capitalization (31 March 2023)	€ 346.8 million
Stock exchange / segment	Frankfurt Stock Exchange / Prime Standard
Designated Sponsor	Joh. Berenberg, Gossler & Co. KG

* based on Xetra closing prices of Deutsche Börse AG

Shareholder Structure

Information based on the voting rights notifications received pursuant to the German Securities Trading Act, WpHG (as of June 2022)



**Based on a voting agreement between FUTURE GmbH and MVH Beteiligungs- und Beratungs-GmbH, there is a mutual attribution of voting rights between FUTURE GmbH and MVH Beteiligungs- und Beratungs-GmbH with regard to all shares held by them in Pharma SGP Holding SE.



Combined Management Report

Principles of the Group	26
Economic Report	28
Report on Expected Developments	34
Opportunities and Risk Report	35
Internal Controls and Risk Management Systems of the Group Financial Reporting Process	42
Financial Risk Management and Financial Instruments	42
Takeover Related Disclosures pursuant to Secs. 289a and 315a HGB	43
Corporate Governance Statement	44
Dependency Report	49
Subsequent Events	49

Combined Management Report for the Financial Year 1 January to 31 December 2022

This report combines the management report of PharmaSGP Holding SE (hereafter also referred to as the "Company" or "SGP SE") and the group management report of PharmaSGP Group ("PharmaSGP" or the "Group") comprising PharmaSGP Holding SE and its subsidiaries PharmaSGP GmbH, Remitan GmbH, Restaxil GmbH and PharmaSGP Vertriebs GmbH.

The combined management report of PharmaSGP Holding SE was prepared in accordance with Sec. 289, 315 and 315a HGB (German Commercial Code) and German accounting standard DRS 20 (Deutsche Rechnungslegungsstandards).

1. Principles of the Group

1.1 Business Model

PharmaSGP Holding SE (together with its subsidiaries) is a consumer health company with a diversified portfolio of over-the-counter (OTC) pharmaceuticals and other healthcare products that are marketed with the focus on the pharmacy distribution channel.

Over the past ten years, PharmaSGP has created a platform to successfully integrate and grow brands in all its European markets. Five key factors ensure the ongoing success:

- A proven, scalable asset-light business model combined with established processes
- A highly diversified European supply chain
- Broad and long-standing regulatory expertise
- A strong and specialized Direct-to-Consumer (D2C) marketing strategy
- A wide target group media reach of more than 165 million contacts per month

In order to focus on its success drivers, PharmaSGP has deliberately established a scalable, asset-light

business model which can also be transferred quickly and efficiently to new target markets. The entire manufacturing process is handled by a diversified network of third-party manufacturers in Europe. In Germany and in foreign markets, individual local logistics providers supply wholesalers and to a lesser extent pharmacies directly. Combined with many years of experience of approval processes for new OTC pharmaceuticals in Germany and abroad, as well as regulatory requirements for other healthcare products, PharmaSGP's platform allows it to quickly and efficiently establish and grow both new and existing brands and to establish its business model in other countries with little investment.

PharmaSGP's OTC products cover highly relevant and chronic indications marketed directly to their target group, especially senior citizens, under well-known pharmaceutical brands via a specialized D2C marketing strategy with a wide target group media reach and efficient commercial media conditions. In a structurally growing market, it has thereby been able to establish market-leading positions in many important areas, such as rheumatic and neuralgic pain, sleep disorders or men's and women's health. The product portfolio is expanded through inhouse developments as well as acquired marketing approvals, brands and product portfolios.

PharmaSGP's core market is Germany, which accounted for 71 % of total revenues in the financial year 2022. As the European OTC market is also expected to grow in the future due to fundamental trends, the Group also continues its drive towards greater internationalization of its brand portfolio. Since the launch of the first product from the current product portfolio in 2012, PharmaSGP has successfully transferred its business model to Austria, Italy, Belgium, France and Spain. Since September 2021, the Group has expanded its operations to Switzerland and Eastern European EU countries.

1.2 Product Portfolio

As of 31 December 2022, the product portfolio currently marketed by PharmaSGP includes more than 50 OTC pharmaceuticals and other healthcare products. The Group's core brands cover chronic indications, especially pain and sleep disorders, as well as other age-related ailments. The OTC drugs are mostly based on natural active pharmaceutical ingredients with documented efficacy and few known side effects.

In Germany, PharmaSGP is the market leader for chemical-free pain remedies, based on revenues of chemical-free, systemic OTC drugs for nerve and rheumatic pain. The latter are sold under the well-known brand families Restaxil® (nerve pain) and RubaXX® (rheumatic and wear-related pain). PharmaSGP has also established leading brands in their categories for vertigo (TAUMEA®) and sexual weakness (DESEO®, Neradin®).

The development of existing brand families and the expansion of the brand portfolio through inhouse developments and acquired marketing authorizations, brands and product portfolios are essential components of the growth strategy. With the acquisition of the established OTC brands Baldriparan®, Formigran®, Spalt® and Kamol® August 2021, PharmaSGP expanded its portfolio through further market leaders in their categories. In Germany, for example, Baldriparan® is the No. 1 herbal sleep aid in pharmacies, and Formigran® is the leading OTC pharmaceutical against migraine.

1.3 Goals and Strategy

PharmaSGP's goal is to establish a strong portfolio of leading OTC brands in Europe. To achieve this, it has defined a growth strategy focused on the use of its platform in Europe.

In addition to further organic growth and expansion of its existing portfolio, PharmaSGP is focusing also on the acquisition and integration of established brands. Value enhancement potential can be realized by

- increasing revenues through the implementation of the D2C marketing strategy and exploiting the wide target group media reach, and
- increasing profitability through margin optimizations and improvement of the cost structure based on the asset-light business model, among other things.

The Group looks for well-known and established brands with an existing customer base and untapped commercial potential, as well as brands that are under-invested in their current environment which can be further expanded.

The starting point for realizing PharmaSGP's growth potential is the ongoing analysis of its target markets. A fast product launch, a flexible marketing approach and a clear end-consumer focus define the path to sustained market success for PharmaSGP. In addition, further internationalization is a key element of the growth strategy.

1.4 Research and Development

A cost-efficient product development process and a fast integration process for introducing established products to the PharmaSGP platform are key drivers of PharmaSGP's growth. Developing and integrating new products are fundamental to PharmaSGP. Key activities include identifying potentially attractive indications and active pharmaceutical ingredients, developing and perfecting formulations and optimizing and updating existing or acquired marketing authorizations.

PharmaSGP cooperates with specialized contract manufacturers and certified laboratories to create formulation samples. Services such as test productions, analytics or shelf-life studies are bought in as needed with a view to consciously making the development process resource-efficient and cost-efficient. This process keeps PharmaSGP's development costs at a low level and accelerates market access. Acquired authorizations with regards to the specification and manufacturing process are adapted to the relevant requirements of PharmaSGP and to the current catalogue of requirements of regulating authorities.

The Group draws on many years of experience with regard to approval processes for new OTC pharmaceuticals in Germany and abroad. As of 31 December 2022, a total of 86 marketed and non-marketed marketing authorizations (existing or filed) have been granted in Germany and abroad.

Development services are handled by PharmaSGP GmbH and Restaxil GmbH. The Group's capitalization rate in 2022 was 86 %.

PharmaSGP does not conduct research activities.

1.5 Marketing and Sales

Through its specialized D2C marketing strategy, PharmaSGP has established leading consumer brands in important indication areas, such as rheumatic and neuralgic pain or sexual weakness. It focuses its marketing on a direct-to-consumer approach through print media and TV advertising as well as online marketing. By advertising in wide reaching newspapers and magazines and selected TV channels, PharmaSGP currently has an average target group media reach of more than 165 million contacts per month in its target markets.

Besides reliable product quality, the Group's marketing activities create consumer loyalty to PharmaSGP's brands. This is reflected in repeat purchases and in numerous positive testimonials from customers and patients. The fact that its products are available in up to 99 % of German pharmacies also demonstrates PharmaSGP's wide reach.

1.6 Group Structure

The wholly-owned subsidiaries PharmaSGP GmbH, Remitan GmbH, Restaxil GmbH and PharmaSGP Vertriebs GmbH operate under the umbrella of PharmaSGP Holding SE.

PharmaSGP GmbH and Restaxil GmbH distribute the majority of OTC products in the Health Brands category, while Remitan GmbH mainly sells products in the Beauty Brands category.

1.7 Locations and Employees

The registered office of the PharmaSGP companies is in Gräfelfing, Bavaria, Germany. Since 1 June 2022, PharmaSGP has a new office location in Gräfelfing in Lochhamer Schlag 1. As of 31 December 2022, the Group had a total of 79 employees (full-time equivalents) at this location, thereof 21 employed by SGP SE (31 December 2021: 66 employees, thereof 16 employed by SGP SE).

All relevant departments, including Marketing and Sales, Product Development, Quality Management & Regulatory Affairs, Operations, Controlling & Finance and other supporting functions are located at the Company's offices in Gräfelfing. The production of OTC drugs and healthcare products generally takes place in Germany and in European countries, in cooperation with selected and certified contract manufacturers. To distribute its products, PharmaSGP

cooperates with logistics and distribution partners in the respective countries on a long-term basis.

1.8 Management System and Performance Indicators

The business planning and management of the Group is based on targets set by the Management Board. By means of budget planning, the targets are translated into measurable financial targets.

The operating business is managed based on selected financial ratios. The financial performance indicators are continuously monitored and presented to the Management Board in monthly reports. In particular, planned figures are compared with the results of the current business development (comparison of planned and actual figures). Appropriate measures are defined and implemented if there are deviations from the original targets.

The key performance indicators for the Management Board are revenues and adjusted earnings before interest, taxes, depreciation and amortization (adjusted EBITDA) in order to measure the Company's success.

2. Economic Report

2.1 General Economic Environment and Industry-Specific Conditions

2.1.1 General Economic Environment

According to the Kiel Institute for the World Economy (IfW), the global economy saw an overall recovery from the consequences of the Corona pandemic in 2022, although this trend was weakened by several factors. In particular, high energy prices and a tightening of monetary policy in response to high inflationary pressure slowed down the economic momentum.¹ Following growth of 6.1 % in the previous year, the global economy expanded by 3.2 % in 2022 according to the IfW.²

According to calculations by the Federal Statistical Office (Statistisches Bundesamt), Germany's price-adjusted gross domestic product (GDP) has increased by 1.9 % in 2022, after a growth of 2.6 % in 2021.^{3,4}

According to a preliminary estimate by the IfW, price-adjusted GDP in the Euro zone increased by

3.4 % in 2022, following growth of 5.3 % in the previous year.⁵ In other central EU markets such as France, Italy and Spain, price-adjusted GDP has increased by 2.5 %, 3.8 % and 4.6 % respectively in 2022 according to the latest IfW forecast.⁶

2.1.2 Industry-Specific Conditions

In the long-term perspective, the pharmaceutical and healthcare market relevant to PharmaSGP is driven by major, fundamental consumer trends. These include demographic developments accompanied by an ongoing aging of society. At the same time, a continuously increasing health awareness as well as the trends towards natural pharmaceuticals and increased self-medication in society can be identified. Sales of OTC pharmaceuticals in Europe are estimated to total approx. € 30.1 billion in 2023, with annual growth rates of 5.3 % expected up to 2027.⁷

In Germany, the pharmacy market recorded a year-on-year sales growth of 8.1 % and an increase in revenues of 5.5 % in the full year 2022.⁸ Sales in the pharmacy market showed a significantly stronger increase in the first half of the year than in the second half. In December 2022, however, growth was back at the high level of the first half year. The sales trend in 2022 was similar. In the OTC segment of pharmacies in Germany, which is the key market to PharmaSGP, revenues in 2022 increase by 7.0 % compared to the prior year, while the number of packs sold increased even more significantly compared to the prior-year figure (+12.2%).⁹

2.2 Course of Business for PharmaSGP

Two major factors have driven the first half of 2022: the withdrawal of the restrictions caused by the Covid-19-pandemic allowed PharmaSGP to fully exploit the advantages of its asset-light business model and its platform strategy and significantly improve both revenues and profitability of its existing product portfolio compared to the prior year. Additionally, the integration of the new product brands Baldriparan®, Formigran®, Spalt® and Kamol® acquired in August 2021 into the PharmaSGP platform could be successfully completed in the first quarter of 2022, leading to an additional plus in revenues.

Compared to the financial year 2021, PharmaSGP's revenues have increased in 2022 by 31.3 % to € 85,824 thousand, the adjusted EBITDA amounted in the same period to € 28,229 thousand, an increase of 45.3 % compared to the prior year. The adjusted EBITDA margin amounted to 32.9 % in the financial year 2022, exceeding 2021 by 3.2 percentage points.

Due to the positive development of revenues and operating profits, the foundations for which were already laid in the financial year 2021 and earlier, PharmaSGP has paid its shareholders a dividend of € 0.45 per share entitled to dividend for the first time since the IPO. This corresponds to approximately half of the Group's net profit of the financial year 2021. Despite the payment of € 5,400 thousand to shareholders in June 2022, PharmaSGP has a stable financial position with cash and cash equivalents of € 32,642 thousand as of 31 December 2022.

In June 2022, PharmaSGP moved into new office spaces in Lochhamer Schlag 1, 82166 Gräfelfing. The lease agreement is in place since 1 June 2022 and is accounted for as right-of-use asset and lease liability.

Since 25 August 2021, a bank financing in the amount of € 85,000 thousand was in place which matured on 15 September 2022. As follow-up financing, a five-year syndicate financing involving four partner banks was finalized on 14 July 2022. On the one hand, the new syndicated loan was used to redeem the Company's existing debt in the amount of € 85,000 thousand on 19 July 2022 and convert these debts into a long-term structure. While on the other hand, PharmaSGP also has additional financing potential of up to € 75,000 thousand. To mitigate interest risks from EURIBOR fluctuations, the Group has entered into interest rate hedges.

¹ Institut für Weltwirtschaft (2022), Kieler Konjunkturberichte, Weltwirtschaft im Winter 2022, p. 2

² Ibid., p. 6

³ Bruttoinlandsprodukt im Jahr 2022 um 1,9 % gestiegen - Statistisches Bundesamt (destatis.de)

⁴ Institut für Weltwirtschaft (2022), Kieler Konjunkturberichte, Deutsche Wirtschaft im Winter 2022, p. 3

⁵ Institut für Weltwirtschaft (2022), Kieler Konjunkturberichte, Weltwirtschaft im Winter 2022, p. 7

⁶ Ibid., p. 17

⁷ <https://de.statista.com/outlook/cmo/otc-pharma/europa>, Euro-monitor European OTC markets

⁸ https://www.iqvia.com/-/media/iqvia/pdfs/germany/library/publications/iqvia-pharma-marktbericht-classic-das_jahr-2022.pdf, p. 4

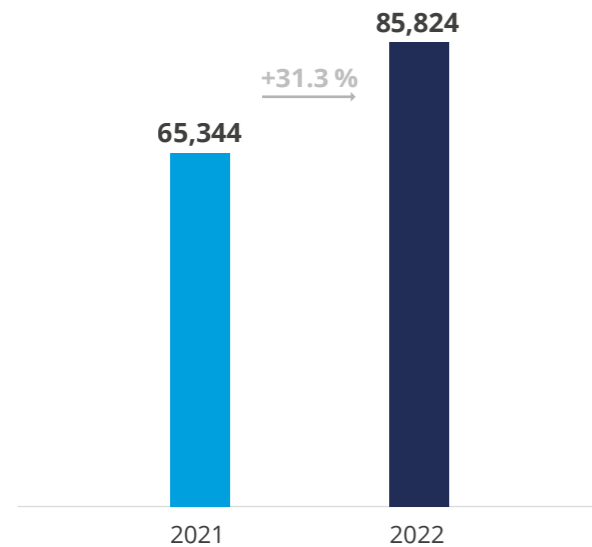
⁹ https://www.iqvia.com/-/media/iqvia/pdfs/germany/library/publications/iqvia-pharma-marktbericht-classic-das_jahr-2022.pdf, p. 20

2.3 Earnings, Assets and Financial Position of PharmaSGP

2.3.1 Earnings Position

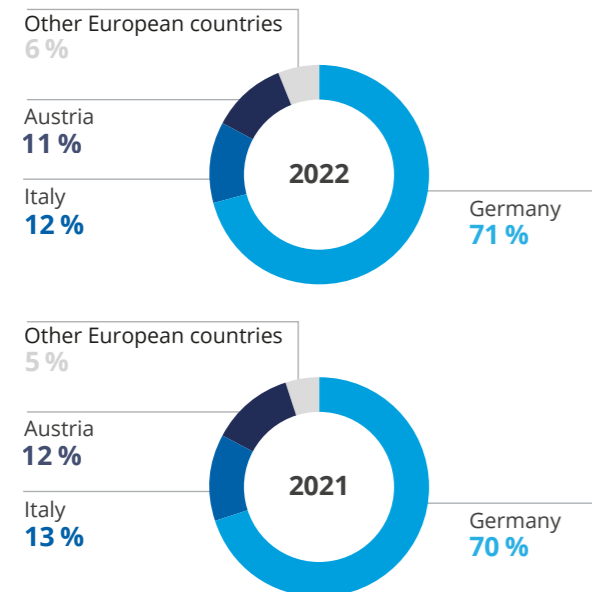
Revenue development: Significant plus in revenues in both existing and acquired portfolio

Revenues in € thousand



Compared to the prior year, revenues have increased in the financial year 2022 by 31.3 % and achieved € 85,824 thousand (2021: € 65,344 thousand). The revenue increase was realized both in PharmaSGP's existing portfolio as well as through the product brands Baldriparan®, Formigran®, Spalt® and Kamol® acquired in August 2021.

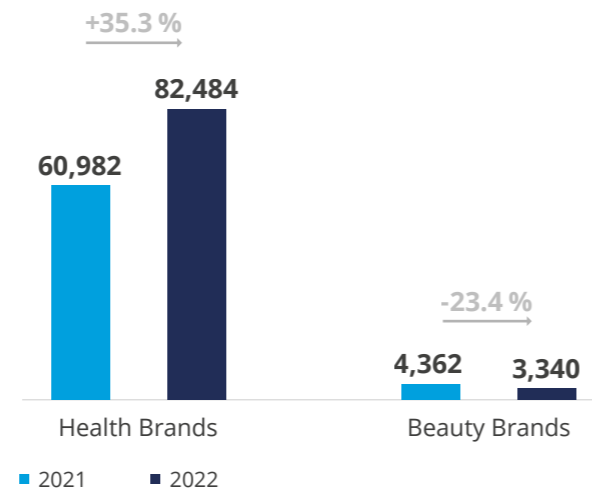
Revenues by region: Internationalization, Germany remains key market



The number of European target markets has increased in both the existing portfolio as well as the result of the newly acquired product brands. Germany, however, remains the key market by volume. Compared to the prior year period, revenues in Germany have increased by 33.4 % to € 61,324 thousand, the share in the Group's total revenues increases to 71 %. Also International markets made significant gains: revenues in Italy have risen by 23.2 %, in Austria by 24.9 % and in other European countries by 39.2 %.

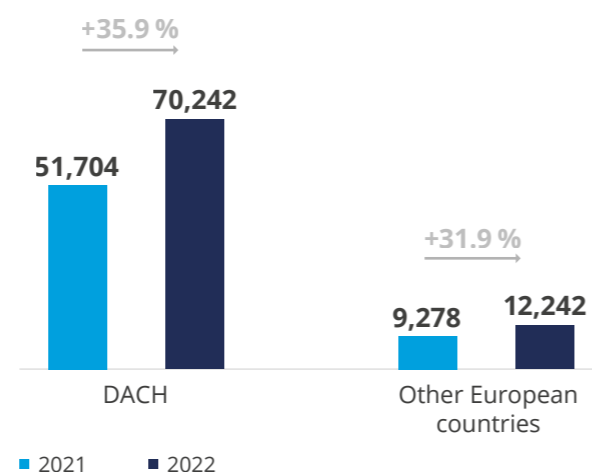
Revenues by category: Health Brands major growth contributor

Revenues in € thousand



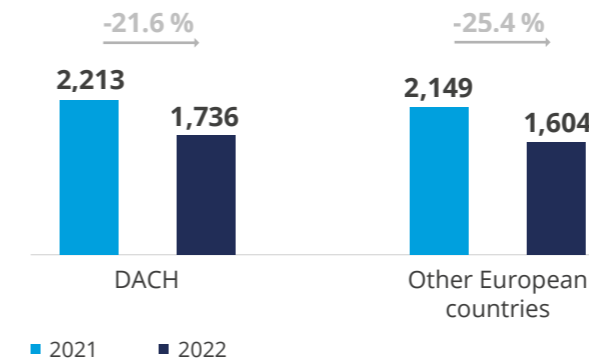
Within the Health Brands category, both the existing portfolio as well as acquired product brands contributed to the revenue increase. The Health Brands' share of total PharmaSGP revenues increases to 96 % (2021: 93 %). Revenues of the Beauty Brands category decrease as expected; however, despite their low volume in sales, Beauty Brands contribute an appropriate share to the operating result.

Revenues "Health Brands" in € thousand



The Health Brands category is still the main focus point of PharmaSGP. The acquired product brands with their strong position in the DACH region have led to an above-average growth, however, also revenues of the existing products have significantly increased in all European target markets.

Revenues "Beauty Brands" in € thousand



The Beauty Brands category decreases as expected in all target markets due to general trends and market developments. PharmaSGP responds to this development with significantly reduced marketing expenses, so that the products in this category continue to generate an appropriate contribution margin.

Other operating income has increased in the financial year 2022 by € 192 thousand or 99.0 % to € 286 thousand (2021: € 194 thousand), mainly due to claims for damages.

Expenses for raw materials, consumables and finished goods have increased by € 2,544 thousand or 39.2 % and amount to € 9,032 thousand in the financial year 2022 (2021: € 6,488 thousand). The increase corresponds to the development in revenues that have increased by 31.3 % in the same period. The costs of materials in relation to revenues amounts to 10.5 % in 2022 (2021: 9.9 %). This equals a gross margin of 89.5 % in the financial year 2022; the modest decrease compared to the prior year (2021: 90.1 %) occurred as expected due to the cost structure of the acquired product brands.

The **personnel expenses** amount to € 6,912 thousand in the financial year 2022 (2021: € 4,689 thousand). The increase mainly results from an increase in headcount in connection with the growth strategy of the Group, and a one-time compensation component.

Marketing expenses amount to € 37,378 thousand in the financial year 2022 (2021: € 30,843 thousand). They have increased by € 6,535 thousand or 21.2 %, however, this increase is significantly lower than the

increase in revenues due to a more effective use of marketing expenditures. Thus, the marketing quota in relation to revenues amounts to 43.6 % and has significantly improved compared to the prior year (2021: 47.2 %).

The items within **other operating expenses** have also increased, but not to the same extent as revenues due to synergy effects, which contributed to the further increase in profitability.

Earnings before interest, taxes, depreciation and amortization (EBITDA): significant increase in profitability

As a result of the increase in revenues, the more effective use of marketing expenditures and synergies in personnel and other operating expenses, EBITDA could be increased to 31.4 % in relation to revenues.

in € thousand	2022	2021
Adjusted EBITDA	28,229	19,431
Adjusted EBITDA margin	32.9 %	29.7 %
Expenses for legal and consulting costs in connection with acquisitions	95	883
Expenses in connection with the long-term compensation of the Management Board	135	56
Other one-time, non-recurring and non-operative expenses	1,066	-
Unadjusted EBITDA	26,933	18,492
Unadjusted EBITDA margin	31.4 %	28.3 %

The key performance indicator to PharmaSGP is EBITDA adjusted by one-time costs and special effects. In the financial year 2022, these one-time costs and special effects relate to the long-term compensation of the Management Board, a one-time compensation component and other expenses, mainly for relocation. Considering these adjustment positions, adjusted EBITDA has increased in the financial year 2022 by € 8,798 thousand or 45.3 %. The adjusted EBITDA margin came at 32.9 % in 2022 and is thus 3.2 percentage points above the prior year margin of 29.7 %.

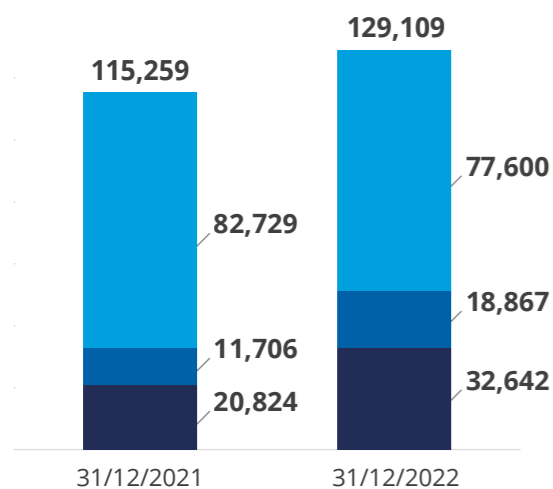
The increase in **depreciation and amortization** from € 3,573 thousand in the financial year 2021 to € 9,250 thousand in 2022 mainly results from the product brands acquired in August 2021. In this context, **finance expenses**, which mainly comprise the interest on loans incurred to finance this acquisition, also increased. **Finance income** mainly results from the fair value measurement of interest rate hedges

through profit or loss, interest on term deposits and gains on money market funds.

The **income tax expense** in the financial year 2022 is € 3,849 thousand (2021: € 3,516 thousand). The **profit for the period** 2022 is € 11,954 thousand (2021: € 10,690 thousand). The Management Board proposes a distribution of € 0.49 per share to the shareholders. This corresponds to a total distribution of € 5,880 thousand or 49.2 % of the Group's profit for the period – disregarding treasury shares. If treasury shares exist at the time of distribution, they are not entitled to dividends. The Annual General Meeting will decide on the final profit distribution.

2.3.2 Asset Position

Assets in € thousand



- Non-current assets
- Other current assets
- Cash and cash equivalents

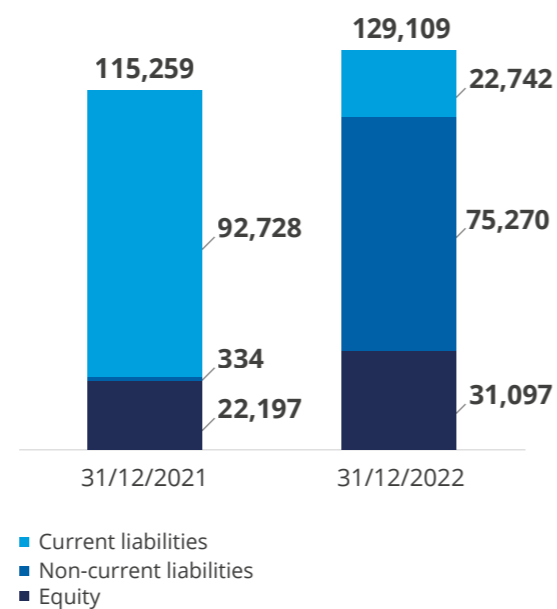
Non-current assets have increased by € 5,129 thousand or 6.2 % compared to the prior year. They mainly comprise the product brands acquired in the financial year 2021; this position has decreased in the financial year 2022 by € 8,309 thousand due to regular amortization. Total intangible assets amount to € 73,943 thousand as of 31 December 2022 (31 December 2021: € 82,188 thousand).

In addition, a lease agreement for a new office space is in place since 1 June 2022, which has been capitalized as a right-of-use asset within non-current assets. The carrying amount of all capitalized right-of-use assets amounts to € 1,208 thousand as of 31 December 2022 (31 December 2021: € 191 thousand). In addition, PharmaSGP entered into interest rate hedging transactions in the third quarter of 2022 to hedge interest rate risks arising from the

syndicate financing. The non-current portion of the fair value of these transactions amounts to € 2,084 thousand as of 31 December 2022.

Cash and cash equivalents have increased by € 11,818 thousand or 56.8 % due to the positive earnings situation and the resulting cash inflows from operating activities. The increase of € 7,161k in **other current assets** is mainly due to higher inventories, trade receivables, a claim for indemnification arising from ongoing litigation, and the current portion of the fair value of interest rate hedges.

Equity and liabilities in € thousand



The change in the Group's **equity** results from the profit of the period of € 11,954 thousand, the dividend payout in the second quarter of 2022 of € 5,400 and first-time appropriation to other comprehensive income of € 2,346 thousand. This position stems from the recognition of the effective portion of interest rate hedges in equity.

The increase in **non-current liabilities** from € 334 thousand as of 31 December 2021 to € 75,270 thousand as of 31 December 2022 results mainly from the follow-up financing described in note 2.2 "Course of Business for PharmaSGP". The non-current financial liabilities measured at amortized cost amount to € 73,059 thousand as of 31 December 2022.

Current liabilities have decreased accordingly, amounting to € 22,742 thousand as of 31 December 2022. As of 31 December 2021, this position included current financial liabilities of € 85,000 thousand, that were redeemed in July 2022.

2.3.3 Financial Position

in € thousand	2022	2021
Net cash flows from operating activities	24,713	12,240
Net cash flows used in investing activities	-787	-83,459
Net cash flows from / (used in) financing activities	-12,108	84,042
Net increase / (decrease) in cash and cash equivalents	11,818	12,823
Cash and cash equivalents as of 1 January	20,824	8,001
Cash and cash equivalents as of 31 December	32,642	20,824

In the financial year 2022, net cash flows from **operating activities** of € 24,713 thousand could be generated. The increase compared to the prior year period (2021: € 12,240 thousand) results from a plus in revenues and improved profitability. Despite the increase in revenues, capital-binding working capital has not increased compared to the prior year.

After the acquisition of the product brands Baldriparan®, Formigran®, Spalt® and Kamol® in the prior year, cash flows used in **investing activities** have now significantly reduced and mainly comprise investments in the marketing authorizations of PharmaSGP.

Cash flows used in **financing activities** in the financial year 2022 comprise the dividend payment of € 5,400 thousand, the redemption of the previous bank financing of € 85,000 thousand, net cash flows received from the new syndicate loan of € 83,515 thousand (net of financing costs), the first redemption rate of the syndicate loan of € 3,000 thousand, the redemption of lease liabilities of € 418 thousand and € 1,805 thousand of paid interest.

2.4 Earnings, Assets and Financial Position of PharmaSGP Holding SE

Business activity

PharmaSGP Holding SE with registered office at Lochamer Schlag 1, 82166 Gräfelfing, Germany is a European Company (Societas Europaea, "SE") under European and German law. The Company is entered in the commercial register of the Munich Local Court under HRB 255684.

Since 30 April 2020, SGP SE is the holding company of the Group. It does not generate any revenues from third parties, however, it performs administrative tasks for its operating subsidiaries PharmaSGP GmbH,

Remitan GmbH, Restaxil GmbH and PharmaSGP Vertriebs GmbH.

In its function as holding company of the Group, the main opportunities and risks of the operating subsidiaries directly impact the main opportunities and risks of PharmaSGP Holding SE. Effective 1 July 2020, domination and profit and loss transfer agreements were concluded between SGP SE and the operating companies PharmaSGP GmbH, Remitan and Restaxil GmbH. Since 22 April 2021, a domination and profit and loss transfer agreement is in place between SGP SE and its newly founded subsidiary PharmaSGP Vertriebs GmbH. The outlook on the business development provided in the "Report on expected development" also impacts the results of SGP SE and the outlook provided for PharmaSGP Group is applicable for SGP SE.

Earnings position

In the financial year 2022, SGP SE generated revenues of € 1,768 thousand from rendering services to its subsidiaries (2021: € 1,768 thousand). Third-party services are recharged to subsidiaries according to the source of the costs. Income from those recharges are recognized as other operating income (€ 881 thousand, 2021: € 1,903 thousand).

Personnel expenses of € 3,246 thousand (2021: € 1,694 thousand) result from remuneration for the Management Board as well as for the Human Resources, Legal and Finance departments and other administrative departments of the Group. Depreciation of € 175 thousand (2021: € 129 thousand) was mainly incurred for acquired office furniture and equipment. Other operating expenses of € 3,235 thousand (2021: € 3,611 thousand) mainly include legal and consulting costs, office rent, expenses for auditors, tax consulting and other third-party services.

Interest expenses increase due to financing drawn down for the full year in 2022, whereas financing was drawn down for only four months in the previous year. Interest income mainly includes interest on loans granted to subsidiaries.

Based on the profit and loss transfer agreements, the annual net profits or losses of the subsidiaries for the financial year 2022 under commercial law of € 18,356 thousand (2021: € 15,974 thousand) were transferred to SGP SE.

Income taxes comprise current income taxes of € 3,560 thousand (2021: € 3,471 thousand) and deferred income tax benefits of € 19 thousand (2021: income tax expense of € 62 thousand). The financial

year 2022 was concluded with an annual profit of € 11,297 thousand (2021: € 10,712 thousand).

Net assets

SGP SE's total assets have decreased in the past financial year from € 158,944 thousand as of 31 December 2021 to € 154,103 thousand as of 31 December 2022. The decrease in total assets mainly results from the repayment of mutual receivables and liabilities in the Group.

The shares in affiliated companies of € 50,097 thousand presented under financial assets are unchanged from the previous year and comprise the carrying amounts of the investments in the four subsidiaries PharmaSGP GmbH, Remitan GmbH, Restaxil GmbH and PharmaSGP Vertriebs GmbH. Receivables from affiliated companies mainly result from the outstanding profit transfers for the 2022 financial year. In the previous year, other assets mainly included a short-term loan receivable from the subsidiary PharmaSGP GmbH. This loan was converted into a long-term structure in the 202, and is therefore reported as a loan within financial assets as of 31 December 2022.

Highly liquid money market funds were concluded for the first time in the 2022 financial year and reported as other securities in the statement of financial position. As of 31 December 2022, they have a carrying amount of € 9,646 thousand.

Equity increased to € 68,796 thousand as of 31 December 2022 due to the positive net income. Dividends totaling € 5,400 thousand were distributed in fiscal year 2022.

The liabilities to banks amounting to € 85,000 thousand as of 31 December 2021 in the form of a short-term bank financing of were converted into a long-term syndicate financing in the same amount on 14 July 2022, details are described in note 2.2 "Course of Business for PharmaSGP". After its first instalment of repayment, the balance of the syndicate financing amounts to € 82,000 thousand as of 31 December 2022.

The liabilities to affiliated companies recognized as of 31 December 2021, which mainly consisted of VAT refunds not yet transferred to the subsidiaries, were repaid in the financial year 2022.

Financial position

As of 31 December 2022, SGP SE had cash and cash equivalents of € 10,796 thousand (31 December 2021: € 5,957 thousand), thereof in the form of highly liquid

money market funds of € 9,646 thousand and regular bank balances and cash on hand of € 1,150 thousand. The main source of liquidity were cash inflows from the recharge of services to the subsidiaries and inflows from profit transfers of the prior year and prepaid profit transfers for the current financial year.

2.5 Overall Statement

PharmaSGP looks back on another successful financial year, in which the key figures for measuring the company's success have improved significantly. Compared to the financial year 2021, PharmaSGP's revenues have increased in 2022 by 31.3 % to € 85,824 thousand, which is attributable to both the growth of the existing portfolio and the growth of the product brands acquired in 2021. Adjusted EBITDA achieved € 28,229 thousand in the same period, an increase of 45.3 % compared to the prior year. Accordingly, the adjusted EBITDA margin was 32.9 % in 2022, 3.2 percentage points higher than in 2021.

In the Annual Report 2021, the Management Board of PharmaSGP had issued a forecast according to which revenues in the range between € 78 million and € 82 million were expected for the year 2022. The adjusted EBITDA margin was expected to range between 30 % and 33 %, corresponding to an adjusted EBITDA of between € 23.4 million and € 27.1 million. The forecast was exceeded in terms of revenues and adjusted EBITDA. In this context, the Management Board already increased the forecast on 10 November 2022 for revenues to a range between € 82 million and € 86 million and for adjusted EBITDA to a range between € 24.6 million and € 28.4 million.

In addition to the earnings position, the financial position and net assets also improved significantly. Cash inflows from operating activities doubled compared to the previous year. Cash and cash equivalents available as of 31 December 2022 cover all current liabilities. In addition, the ratio of non-current assets to non-current liabilities is balanced as of 31 December 2022.

3. Report on Expected Developments

This combined management report contains forward-looking statements based on management's current forecast of PharmaSGP's future development. The forecast report is based on estimates made by PharmaSGP that factor in all the informa-

tion available at the time this combined management report was completed. Moreover, these statements are also subject to risks and uncertainties that are beyond the Company's ability to control. Should the assumptions underlying the outlook prove incorrect or the risks or opportunities described materialize, actual results and developments (both negative and positive) may differ materially from the statements made in this report on expected developments.

Macroeconomic and sectoral development

After the economy had grown in Germany and the Euro zone in 2022 at a low and moderate level respectively, momentum will slow in 2023 both in Germany and in the Euro zone as a whole. According to IfW Kiel, the biggest risks to economic development in Germany continue to be the consequences of the Russia-Ukraine war, namely the energy crisis and the continuing rise in consumer prices.¹⁰

Accordingly, in its spring 2023 forecast, the IfW expects German GDP to grow by 0.5 % in 2023.¹¹ For the Euro area, the IfW anticipates slightly stronger GDP growth of 1.1 % in 2023.¹² For 2024, the Kiel-based economists expect GDP in Germany to grow by 1.4 %.¹³ According to the IfW forecast, GDP in the Euro zone will grow by 1.6 % in 2024.¹⁴

The key, fundamental trends for the pharmaceuticals and healthcare market, such as demographic development accompanied by an ongoing aging of society, continuously rising health awareness, and the trends towards natural medicines and increased self-medication in society, will continue to be fundamental growth drivers - despite the current macroeconomic uncertainties. Statista expects the OTC pharmaceutical market in Germany to generate revenues of € 4.74 billion in 2023, up from € 4.43 billion in 2022.¹⁵

PharmaSGP Group outlook for 2023

The Management Board of PharmaSGP expects a further positive development of revenues and profitability for the Group in 2023. In total, revenues in the range of € 91 million to € 96 million are expected for 2023. In addition, the Management Board anticipates a further increase in adjusted EBITDA with an expected value of between € 30 million and € 34 million. This implies an increase in the adjusted EBITDA margin in relation to revenues to between 33.0 % and 35.4 %.

These expectations are based on the assumption that there will be no significant negative impact on our target markets in the further course of 2023 due to the changed geopolitical situation in Eastern Europe and persistently high inflation. Possible acquisitions are not included in the forecast.

Outlook for PharmaSGP Holding SE

The key performance indicator for the Company is operating expenses adjusted for non-recurring costs and special effects. The adjustments are calculated using the same system as for adjusted Group EBITDA. For the financial year 2023, management expects adjusted expenses to increase slightly compared to 2022.

The forecast for the financial year 2023 is based on the following assumptions:

- Retention of existing recharge agreements with subsidiaries
- Unchanged shareholding structure
- Unchanged legal and tax environment

4. Opportunities and Risk Report

PharmaSGP is active in markets with long-term growth potential as a consumer health company with a diversified portfolio of OTC pharmaceuticals and other healthcare products. Its business model is subject to corresponding challenges and risks, for example as the result of intensive competition or changes in consumer acceptance of its products. Effective coordinated management systems for corporate governance are necessary in order to detect risks at an early stage and manage them, ensure reliable financial reporting and comply with internal and external regulations and laws. The main features of the individual corporate governance elements (risk management system, internal control system and compliance management) are described below.

4.1 Risk Management System

The aim of the implemented risk management system is to detect changes at an early stage that could have a negative effect on the planned operational and strategic objectives of the Group and to make use of possible opportunities for growth. An assess-

¹⁰ IfW Kiel. Kieler Konjunkturberichte: Deutsche Wirtschaft im Frühjahr 2023. p. 3

¹¹ Ibid.

¹² IfW Kiel (2022). Kieler Konjunkturberichte. Euroraum im Frühjahr 2023. p. 3

¹³ IfW Kiel (2023). Kieler Konjunkturberichte: Deutsche Wirtschaft im Frühjahr 2022. p. 3

¹⁴ IfW Kiel (2023). Kieler Konjunkturberichte: Euroraum im Frühjahr 2022. p. 3

¹⁵ OTC Pharma - Deutschland | Statista Marktprognose

ment of identified risks and opportunities is used to evaluate the extent of their impact on company success and to minimize or even entirely avoid the impact of negative events with suitable countermeasures. The PharmaSGP risk management system covers PharmaSGP Holding SE and all its subsidiaries.

Organization and responsibilities

The Management Board of PharmaSGP has set up an early risk identification system in line with Sec. 91 (2) of the German Stock Corporation Act (AktG). It makes decisions on the risk strategy of the Group and approves the corresponding risk management structures and processes. The Management Board defines the Company-wide risk policy. This is used as a guideline for handling risks and opportunities within the Company, forming the framework for risk management. Alongside information about the individual steps in the risk management process, the guideline also contains details about risk management responsibilities and tasks. Given the dynamic environment, the contents of the guideline are reviewed regularly and modified by the risk management committee if necessary, in order to ensure it remains up to date. The Supervisory Board ensures the effectiveness of the implemented risk management system within the framework of monitoring by the Management Board.

Each relevant organizational unit of the Company appoints a selected manager as a member of the risk management committee. The committee is responsible for the modification and further development of the risk management system in cooperation with the Management Board. The members of the risk management committee are responsible for identifying and assessing the risks and opportunities in their company divisions. As a matter of principle, each PharmaSGP employee is obliged to notify their respective manager of potential risks. The appointed risk management officer uses the reported risks and opportunities to prepare a risk portfolio at regular intervals, which is then made available to the risk management committee and the Management Board. The risk management officer also handles central coordination of the risk management process and supports the company divisions in risk assessments.

Risk management process

Regular identification, assessment, management and monitoring of risks and opportunities is carried out in all the relevant organizational units of the Group.

A risk is defined as a negative deviation from the planned operational and strategic objectives of the Group that could put the achievement of the set

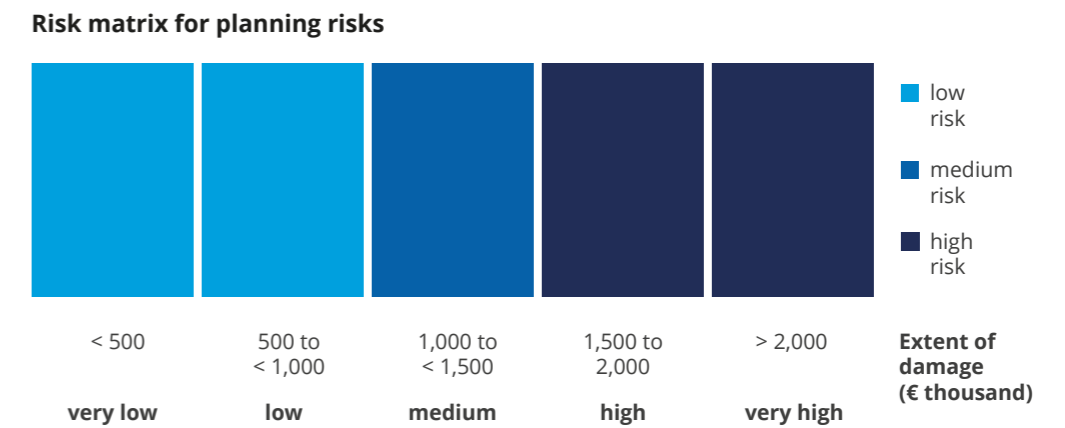
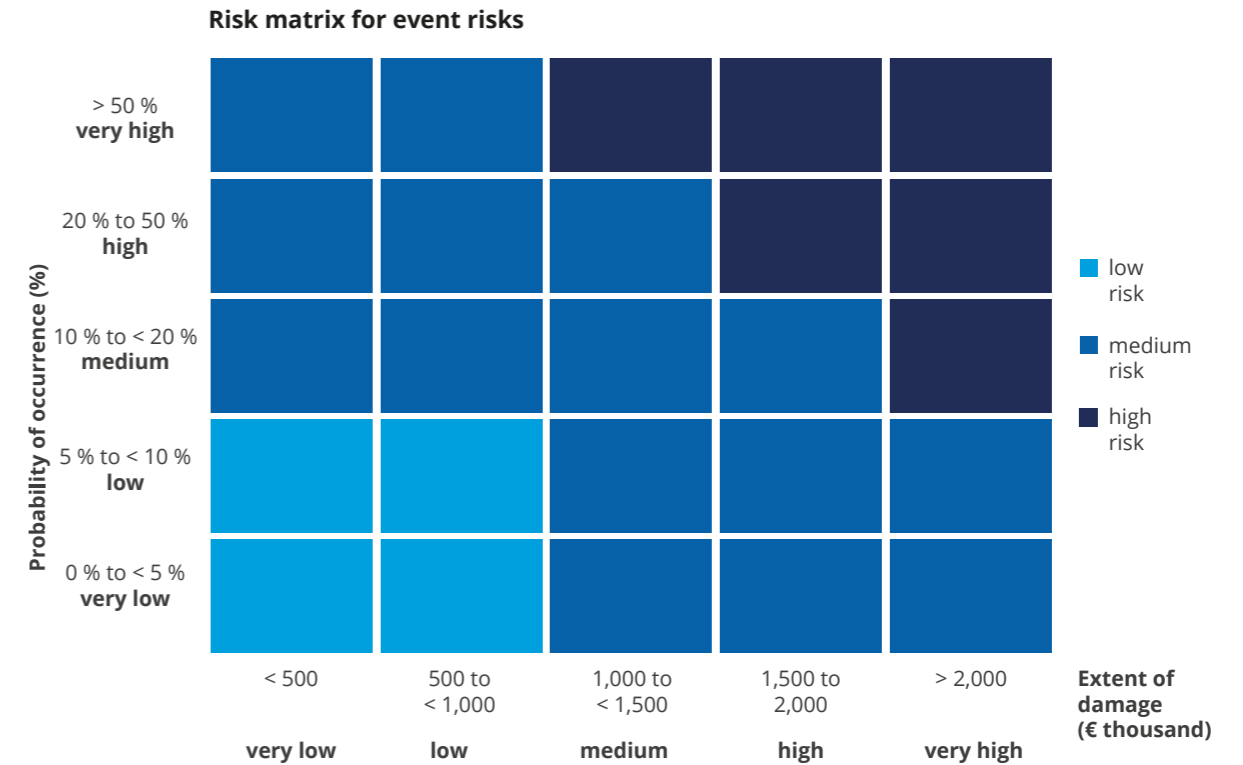
objectives at risk if it occurred. An opportunity is a positive deviation from the planned operational and strategic objectives. PharmaSGP provides its employees with a catalogue of various potential risks and a standardized report file in order to be able to identify risks as comprehensively and completely as possible. To ensure consistent recording and assessment of the individual risks and opportunities, a standardized reporting file is used. Furthermore, corresponding countermeasures that can help reduce the individual risks are defined in that standardized reporting. Risks and opportunities are reviewed at regular intervals to check that the existing risks and opportunities are up to date and newly identified risks and opportunities are added.

The identified risks are quantified in an assessment on a rolling basis over the 36 months following the date they are first assessed, with the respective period for review used for estimating the extent of damage and the probability of occurrence being twelve months each time. Gross and net assessments are carried out for each risk. Net assessment is based on the gross risk with all due consideration of all countermeasures already implemented that reduce the extent of damage and the probability of occurrence of the gross risk.

PharmaSGP differentiates between event and planning risks in order to record and assess risks appropriately. Event risks are usually one-off events with a low probability of occurrence and high extent of damage. The assessment specified both the probability of occurrence and the extent of damage. Planning risks arise from highly volatile items in corporate planning and are characterized by a high probability of occurrence. This is why only the extent of damage is assessed for this risk type. However, this high volatility can also lead to positive deviations from corporate planning and therefore represent an opportunity for the Group.

While the probability of occurrence only has to be specified for the assessment of event risks, the extent of damage must be specified for both risk types, in order to assess the financial impact on earnings before interest and taxes (EBIT). The financial impact on the annual net profit is assessed for financial and tax risks.

The following risk matrices are defined for planning and event risks, showing the aggregated risks based on net assessment:



The identified and assessed risks are grouped into the following categories for the risk report:

- Market-related and strategic risks
- Risks associated with the product portfolio
- Regulatory risks
- Procurement, production and logistics risks
- Personnel risks
- IT risks
- Legal risks
- Financial risks

The internal risk report is presented by the risk management officer during the risk management committee meeting and the current risk position is subsequently reported to the Management Board. However, new risks that exceed the defined extent of damage are reported directly to the Management Board as immediate risk reports. On a regular basis, the Supervisory Board is provided a report summarizing the risk assessment. Main focus is placed on risks classified as medium or high.

Since 2021, a systematic reconciliation of the aggregated risks with the risk-bearing capacity of PharmaSGP has been performed annually in order to meet the requirements of the revised Auditing Standard 340 of the Institute of Public Auditors in Germany (IDW PS 340 n. f. (01.2022)). The result of this reconciliation is included in the overall assessment of PharmaSGP's risk and opportunity position.

4.2 Overview of Risks and Opportunities

Market-related and strategic risks and opportunities

PharmaSGP develops and distributes OTC medicines and other healthcare products such as dietary supplements and skin care products. The Group focuses its drugs on indications with chronic conditions and mainly on natural active ingredients with documented efficacy.

If demand for these products were to decline as a result of negative developments in their target markets, this could adversely affect the Group's business performance. In addition to the still existing Covid-19-pandemic, other unforeseeable develop-

ments in connection with the war in Ukraine may also negatively impact demand. Another factor that may pose a risk to demand is a decline in purchasing power in the target group, caused for example by persistently high inflation or by effects of the energy crisis. It can be assumed that increases in income cannot fully compensate for rising living costs. This may have an unfavorable impact on purchasing behavior. A dampening effect, however, is that end consumers generally try to keep healthcare spending high and cut back on other consumption categories when purchasing power is declining. PharmaSGP monitors such changes by constantly observing and analyzing the market situation and takes appropriate measures to optimize earnings if product sales do not develop as planned. Taking into account the probability of occurrence and the extent of damage, the risk is classified as medium.

Furthermore, competitive pressure in the PharmaSGP target markets could increase, which could similarly have a negative impact on the Group's business. PharmaSGP counters this risk by continuously monitoring the competitive situation in the product-related submarkets and the economic development of the individual products and brands. The impact of the risk on business results is classified as medium with all due consideration of the extent of damage.

Despite the economic uncertainties, PharmaSGP sees good medium- and long-term growth opportunities in all its target markets. In addition to the increasing age of the population and the continuously increase in consumer health awareness of, social trends towards medicines with natural active ingredients and increased self-medication in particular, favor the demand for PharmaSGP's products. In addition, the Group has a business model that enables the company to respond quickly to structural and demand-related market changes. An essential part of PharmaSGP's growth strategy is to strongly expand established brands and products through M&A activities by means of the PharmaSGP platform and thus to significantly accelerate the growth rate of PharmaSGP. PharmaSGP may need to deploy unscheduled resources to identify and successfully integrate attractive target portfolios or target companies. The integration of acquired portfolios or companies may only be realized at higher costs. To counteract these risks, PharmaSGP conducts extensive due diligence audits in acquisition processes involving relevant business units and experienced external consultants. Integration processes are overseen by experienced project teams from all relevant specialist departments. The risk of insufficient synergy po-

tential in relation to acquisitions already carried out is assessed as lower following a reassessment. The potential impact of the risk on business performance is now classified as low, taking into account the extent of the damage.

In principle, however, expansion by means of the PharmaSGP platform provides the opportunity to create considerable value enhancement potential beyond organic development.

Risks and opportunities associated with the product portfolio

PharmaSGP regularly adds new products to its product portfolio or strengthens the existing product portfolio with the help of optimized marketing strategies. However, the success of new product launches or relaunches depends on various factors, some of which are beyond the Group's control. No or only low market acceptance of the new products or delays in the market launch can have a negative impact on PharmaSGP's sales and earnings development. A product that is considered promising at the beginning of its development cycle may lose its attractiveness due to changes in the market. In addition, PharmaSGP may not correctly assess the potential market for new products and the optimization of marketing strategies may miss their mark. To prevent this, the development of the OTC market and the market segments relevant to PharmaSGP is constantly monitored. Regular trend analyses, the expansion and continuous monitoring of all marketing campaigns, help to identify and exploit growth opportunities more quickly. The potential impact of the risk on PharmaSGP's business performance is classified as medium, taking into account the extent of the damage.

PharmaSGP's business depends on brand strength and consumer awareness. If consumers distrust PharmaSGP's brands or OTC products with natural active ingredients in general, or see an increased risk in a potential occurrence of undesirable effects when taking chemical-synthetic medicines, this may have a negative impact on the Group's business results. A product recall as the result of a quality defect could also have a negative impact on brand image. PharmaSGP counters this with a comprehensive quality management system and close monitoring of the market and its service providers. The risk is classified as medium with all due consideration of the probability of occurrence and the extent of damage.

To promote the strength and awareness of its brands, PharmaSGP invests significantly in direct marketing to potential customers. The Group's reve-

nues development depends on the efficiency and effectiveness of its marketing activities. If advertising slots cannot be booked at all or not at the planned time of publication, this can have a negative effect on the business performance and the further establishment of the brand with end customers. Established booking processes, close monitoring of fixed bookings, and regular reviews of the effectiveness of marketing measures counteract these risks. The advertising of OTC products can be subject to extensive regulatory requirements in PharmaSGP's target markets. In some cases, the advertising of products is even dependent on prior approval by the relevant state authorities. Failure to comply with or violation of applicable legal requirements may result in contractual penalties or administrative fines. Advertisements and commercials are therefore reviewed and approved by the Product Marketing and Legal departments prior to publication. The potential impact of the risks described above on PharmaSGP's business performance is classified as low, taking into account the probability of occurrence and the extent of damage.

PharmaSGP purchases advertising space for TV spots and print advertisement as well as advertising services in online marketing via a marketing agency. A change in purchasing conditions can lead to an increase in marketing costs and thus to a reduction in the business result. Monthly strategy meetings with the service provider enable cost planning and control as well as timely strategy changes. The potential impact of the risk on PharmaSGP's business performance is classified as low, taking into account the extent of the damage.

Growth for PharmaSGP in Germany and abroad is driven by

- the expansion of established brand families through the addition of new products and dosage forms, and the development of new brand families. This involves the use of marketing authorizations or formulation developments for healthcare products that are already in existence, newly acquired or under development.
- The expansion of acquired brands and portfolios that already have a relevant revenues volume on the market, which can be further increased through integration into the PharmaSGP platform.

The main strength of PharmaSGP lies in its marketing and sales competence. Products may exceed planned expectations as a result of extensive market accep-

tance and an effective marketing strategy. Successful use of the PharmaSGP platform can thus generate further positive contributions to business results beyond planning and enable the development of new European markets with established Group brands. If PharmaSGP also increases its media volume, this may favor obtaining more advantageous purchasing conditions for advertising services.

Regulatory risks

PharmaSGP is required to comply with many different laws and regulations in its markets, including those relating to the development, manufacture, distribution, marketing and supervision of OTC pharmaceuticals and other healthcare products.

Before PharmaSGP is allowed to launch a new medicine, for example a marketing authorization must be obtained from the relevant national authority. Even after this is granted, the safety, efficacy and manufacture of PharmaSGP's products, among other things, continue to be regulated and thoroughly reviewed by national authorities. It may be necessary to submit post-marketing safety and other information and reports to ensure regulatory compliance. PharmaSGP is also required to report adverse drug reactions, quality and manufacturing problems. The discovery of defects or failure to comply with regulatory requirements may result in marketing or manufacturing restrictions or product recalls or further sanctions. Furthermore, there is a risk that contract manufacturers may fail to meet standards for the manufacturing process and that PharmaSGP's products may not be manufactured in accordance with PharmaSGP's specifications and applicable laws and regulations. Adequate safety stock for active ingredients and finished goods reduces this risk. PharmaSGP addresses all regulatory risks with a quality management system implemented throughout the Group. This is supervised by the Quality Assurance department, continuously developed and checked for compliance.

The impact of the regulatory risks on PharmaSGP's business results is classified as medium with all due consideration of the probability of occurrence and the extent of damage.

Procurement, production and logistics risks

PharmaSGP is exposed to the risk of increasing procurement prices for raw materials and supplies due to changes in the market and demand on the purchasing side. Likewise, increasing production costs and quality deficiencies in the goods manufactured by the contract manufacturer can have a negative effect on the business result.

PharmaSGP is dependent on third parties for the supply of raw materials and other goods as well as for the production of its non-prescription OTC and other healthcare products. External factors, such as the availability of raw materials and packaging materials or disruptions in the production process that are not under PharmaSGP's control, may adversely affect the availability of finished goods, so that delivery could be delayed and existing demand could not be fully met. PharmaSGP has an adequate safety stock for active ingredients and finished goods so that short-term price fluctuations, possible quality defects, raw material shortages, disruptions in the production process and other risks from external factors can be compensated. The inventory is regularly reviewed by the responsible business units and price developments are analyzed. Due to the diversified network of contract manufacturers, PharmaSGP is also able to switch to alternative partners. In order to qualify as a PharmaSGP partner, all third-party manufacturers and suppliers are carefully selected and subjected to a strict auditing process.

The potential impact of risks from price fluctuations and quality defects is classified as medium, taking into account the extent of damage. The potential impact of risks arising from disruptions in the production process or even the failure of a contract manufacturer is classified as medium, taking into account the probability of occurrence and the extent of damage.

After manufacturing, the products are stored by and distributed through one logistics provider per target region. PharmaSGP is therefore dependent on these external logistics providers for the timely delivery of products to wholesalers and pharmacies in order to meet pharmacy demand. Any disruption in the logistics chain due to the failure of these providers to fulfill their contractual obligations may result in delays, increased costs and lost sales for PharmaSGP. PharmaSGP counters this risk through regular audits of existing partners, business and loss of revenue insurance, and further expansion of the logistics partner network. The potential impact of the described logistics risk on PharmaSGP's business performance is classified as medium, taking into account the probability of occurrence and the extent of damage.

IT risks

The efficient and uninterrupted operation of its IT infrastructure is crucial for PharmaSGP to ensure continuous business operations. The risk of suffering a loss of digital information can arise from, for example, inadequate or insufficient data backup or damaging attacks by external parties. PharmaSGP

counters these risks with, among other things, an appropriate authorization concept, sufficient IT backup systems (e. g. central anti-virus programs), regular software and hardware maintenance, and routine backups of business-critical data. The potential impact of IT risk on the Group's business performance is therefore classified as low, taking into account the probability of occurrence and the extent of damage.

Personnel risks

The further expansion of PharmaSGP's business activities depends to a large extent on the motivation and qualification of its employees. In order to ensure the continuous development of existing employees, but also to meet relevant regulatory requirements (e. g. in the areas of pharmacovigilance, drug safety, occupational safety, etc.), regular training courses are held and documented accordingly.

In addition, PharmaSGP employs important and not easily replaceable key employees in some areas of the company. If such an employee leaves the company, this can lead to short-term process delays or hindrances and, under certain circumstances, to a loss of knowledge. PharmaSGP counters this with a fast and transparent recruiting process as well as appropriate measures for personnel development. In addition, a deputy is appointed for each key position so that the transfer of know-how and the maintenance of processes is guaranteed.

The impact of the personnel risks on the Group's business results is classified as low with all due consideration of the probability of occurrence and the extent of damage.

Legal risks

As a listed company, PharmaSGP is subject to capital market laws and regulations. If it does not comply with legal requirements, PharmaSGP could be threatened with fines or legal action. The loss of personal data and other GDPR violations could also result in high fines. In order to avoid violations of capital market law, all employees undergo regular training about this subject area. Internal coordination and control processes also ensure compliance with statutory regulations and provisions. This means the impact of the legal risks on PharmaSGP's business results is classified as low with all due consideration of the probability of occurrence and the extent of damage.

Financial risks

PharmaSGP distributes its products via a range of logistics partners. Among other things, these partners handle payment processing with wholesalers and pharmacies. If such payments are not made,

bad debts may arise for PharmaSGP. The Group is also subject to general national tax legislation. Incorrect handling of tax issues, particularly in terms of input and output VAT, could lead to objections by the tax authorities and may also lead to high arrears payments. The risk is significantly reduced through the implementation of internal audit processes and regular reporting by the logistics partners. Tax issues are also examined with all due care by an external tax advisor. The impact of the financial risks on the Group's business results is classified as low with all due consideration of the probability of occurrence and the extent of damage.

There is a long-term syndicate financing in order to finance the acquisition of the product brands Baldriparan®, Formigran®, Spalt® and Kamol®. The corresponding risks relating to financial instruments are outlined in note 6 "Financial Risk Management and Financial Instruments".

4.3 Overall Situation

There are currently no risks that could endanger the future business development of PharmaSGP as a going concern.

The Group sees risks that could have a negative short-term impact on its business performance primarily in unexpected negative market developments, low market acceptance of new products, non-compliance with regulatory requirements internally or at third-party manufacturers, and impairment of production or distribution processes. All the risks described are constantly monitored in the risk management process and mitigated with appropriate countermeasures.

The Group sees opportunities for its future development in the establishment and expansion of established brand families and, in particular, in the integration of established, acquired brands and portfolios that can achieve further growth by means of the PharmaSGP platform. The development of new European markets also represents an opportunity for the Group to further increase sales growth.

The ongoing geopolitical events in the context of the Ukraine conflict continue to lead to macroeconomic uncertainties with potentially negative effects on industries and companies. PharmaSGP does not pursue marketing and sales activities in Ukraine or Russia. The planned share of sales in Eastern European countries for the financial year 2023 is immaterial. Nevertheless, war events in Ukraine and economic

sanctions against Russia may potentially affect PharmaSGP's business activities. Rising energy prices may result in higher costs for production and logistics. PharmaSGP sources a very small proportion of its active ingredients from Eastern European EU countries. It is assumed that the current Ukraine conflict will not significantly affect the availability of these active ingredients. There is also the possibility that there may be production restrictions or interruptions in the supply chain at an Eastern European contract manufacturer. Higher costs of living could negatively impact demand for OTC medicines and other healthcare products among end consumers. Due to the still unclear war situation, it is not yet possible to make a conclusive assessment of potentially negative influences. However, the Management Board currently does not see any risks to the continued existence of PharmaSGP as a result of the Ukraine conflict.

5. Internal Controls and Risk Management Systems of the Group Financial Reporting Process

The objective of the PharmaSGP risk management system with regard to the accounting and reporting process is to identify and assess risks that could conflict with the compliance of the consolidated financial statements. The Chief Financial Officer bears overall responsibility for the Internal Control and Risk Management System with regard to the accounting and reporting process. All companies included in the consolidated financial statements are integrated via a clearly defined management and reporting organization. The separate financial statements of SGP SE and its subsidiaries are prepared in accordance with the provisions of the German Commercial Code (HGB) and reconciled into financial statements in accordance with IFRS.

The purpose of the Group accounting guidelines and Group accounting is to ensure uniform accounting and valuation based on the regulations applicable to SGP SE. The monthly consolidation process is based on the SAP ERP environment and supported by special consolidation software. There are uniform reporting structures, a standardized group chart of accounts and binding reporting calendars to ensure completeness and comparability. The elimination of intercompany income and expenses as well as intercompany liabilities are performed automatically. Automatic plausibility checks are carried out during data entry to ensure data consistency. Control activities also include the analysis and, if necessary, cor-

rection of the separate financial statements submitted by the subsidiaries. Other key elements of risk control in the accounting process are the separation of functions between input, review and approval and a clear assignment of responsibilities in the divisions. Furthermore, the dual control principle must be applied at all process levels.

A Group-wide risk management system that corresponds to the legal requirements was implemented in the course of the initial public offering, and since then is reviewed on an ongoing basis in terms of its functionality and adapted to current developments if necessary.

The structures, processes and features of the internal control and risk management system described above ensure that the PharmaSGP accounting guidelines are consistently applied and comply with the legal requirements, the relevant principles of proper accounting, international accounting standards and internal guidelines.

6. Financial Risk Management and Financial Instruments

Establishment and oversight over the Group's financial risk management is the responsibility of the Management Board who prescribes principles for the cross-functional risk management. Relating to financial instruments, the Group may be exposed to market price risks, liquidity risks and credit risks.

Market price risk

Market risks result from changes in market prices for financial instruments, such as foreign exchange rates or interest rates, and are thus categorized as currency risks and interest rate risks.

Currency risks arise from transactions that are not denominated in PharmaSGP's functional currency (€). Since the Group mainly operates in Euro countries, and all entities have the same functional currency, the Group is not significantly exposed to exchange rates fluctuations with respect to its volume of transactions.

Interest rate risks result from fluctuations in interest expenses for financial debts. Financial assets are subject to the risk of fluctuating interest or price gains.

As of 31 December 2022, financial assets consist of highly liquid money market funds, that are exposed to only minimal changes in value.

Since 25 August 2021, a bank financing in the amount of € 85,000 thousand was in place which matured on 15 September 2022 and bore interest of 1.65 percentage points above the EURIBOR for the respective interest period. Until its redemption on 19 July 2022, the bank financing was subject to interest rate fluctuations.

As follow-up financing, a five-year syndicate financing involving four partner banks was finalized on 14 July 2022. On the one hand, the new syndicated loan was used to redeem the Company's existing debt in the amount of € 85,000 thousand on 19 July 2022 and convert these debts into a long-term structure. While on the other hand, PharmaSGP also has additional financing potential of up to € 75,000 thousand.

Interest is calculated on the basis of a fixed margin plus EURIBOR for the relevant interest period. The margin is within a range of 1.15 % and 2.75 %, depending on the type of usage (Term Loan or Revolving Credit Facility) and PharmaSGP's debt ratio. The debt ratio is calculated as the quotient of net financial debt at the respective reporting date and a profitability ratio for each of the past four quarters.

To mitigate interest risks from EURIBOR fluctuations, the Group has entered into interest rate hedges. Therefore, the syndicate financing is subject to limited risks from changes in market interest rates and risks from changes in the debt ratio.

Overall, considering the potential extent of damage, impacts of changing interest rates are assumed as low.

Liquidity risk

Liquidity risk is the risk that the Group will encounter difficulty in meeting the obligations associated with its financial liabilities. This mainly comprises the syndicate financing, trade payables and lease liabilities.

The syndicate financing stipulates a scheduled redemption of the loan amount in fixed tranches. From this redemption obligation, liquidity risks arise which may impact the future development of the Group. In addition, there are covenant restrictions according to which the entire loan amount can be called in if a certain debt ratio is exceeded. Exceeding the debt ratio therefore represents a liquidity risk for the Group.

Due to the positive cash balance as of the reporting date, constantly positive net operating cash inflows and the long-term structure of the syndicate financing, the Group is not exposed to liquidity risks. The liquidity risk due to possible breaches of covenant restrictions is classified as low.

Credit risk

Credit risks arise if a customer or counterparty to a financial instrument fails to meet its contractual obligations. The credit risk comprises both the immediate default risk and the danger of a decline in the customer's creditworthiness. Compared to all other financial assets, trade receivables mainly carry the risk of default which historically has been virtually zero. To maintain the low credit default risk based on past experience, the Group assesses the risk for new customers with a significant order volume and regularly performs a monitoring process to track and manage open balances.

Further quantitative disclosures on the financial risk management are provided on note 7.3 in the notes to the consolidated financial statements.

7. Takeover Related Disclosures pursuant to Secs. 289a and 315a HGB

7.1 Share Capital

The Company's capital stock came to € 12,000 thousand as of 31 December 2022. The capital stock is divided into 12,000,000 no-par value bearer shares with an imputed share in the capital stock of € 1.00 per share. The shares are fully paid in. All shares have the same rights and duties attached. Every share has one vote.

7.2 Capital Participations Exceeding 10 % of the Voting Rights

As of 31 December 2022, FUTRUE GmbH, Gräfelting, Germany, held a direct participation in the capital of SGP SE that exceeded the threshold of 10 % of the voting rights. There were no indirect participations in the capital of PharmaSGP Holding SE that exceeded the threshold of 10 % of the voting rights.

7.3 Statutory Regulations and Provisions of the Articles of Association concerning the Appointment and Removal from Office of Management Board Members, and concerning Modifications to the Articles of Association

The Supervisory Board appoints the members of the Management Board on the basis of Art. 9 (1), 39 (2) and Art. 46 of the SE-Regulation (SE-Verordnung),

Secs. 84 and 85 AktG and Art. 7 (2) of the articles of association for a term of office of a maximum of six years. Reappointments are permissible. In accordance with Art. 7 (1) of the articles of association, the Management Board comprises one or more persons. The Supervisory Board determines the number of members of the Management Board.

The Annual General Meeting adopts resolutions on changes to the articles of association. Amendments to the articles of association are made pursuant to Secs. 179 and 133 AktG. According to Art. 15 of the articles of association, the Supervisory Board is entitled to make changes that only relate to the wording of the articles of association.

7.4 Authority of the Management Board to issue Shares or acquire Treasury Shares

Repurchase of treasury shares

The Management Board is authorized, subject to the approval of the Supervisory Board, to acquire treasury shares of the Company up until 27 May 2025 in an amount of up to 10 % of the Company's share capital existing at the time of the grant of the authorization or – if this value is lower – at the time of its exercise. Under certain conditions, treasury shares may be acquired with the use of derivatives.

Authorized Capital 2020

The Management Board is authorized, subject to the approval of the Supervisory Board, to increase the Company's capital stock in one or several tranches up until 27 May 2025 by up to a total of € 6,000 thousand by issuing new no-par value bearer shares in return for cash and/or non-cash contributions. Stockholders are to be granted a subscription right, whereas the Management Board, subject to the approval of the Supervisory Board, is entitled to fully or partially preclude the stockholders' subscription rights under certain conditions and within defined limits. In the German commercial register, this Authorized Capital is named Authorized Capital 2020/I.

Conditional Capital 2020

Through the conditional capital, the capital stock may be increased contingently by up to € 6,000 thousand by the issue of up to 6,000,000 no-par value bearer shares. The conditional capital increase is designated for shares granted to holders or creditors of convertible bonds and holders of option rights guaranteed in the form of option bonds, whose issuance until 27 May 2025 by the Company or an enterprise in which the Company holds a majority interest, was

approved by the Annual General Meeting held on 28 May 2020. In the German commercial register, this Conditional Capital is named Conditional Capital 2020/I.

7.5 Significant Agreements of the Company that are subject to a Change of Control

In the event of a change of control as a result of a takeover bid within the meaning of Sec. 289a (8), negotiations shall be held between SGP SE and the lenders participating in the syndicate financing regarding the continuation of the syndicate financing. After expiry of the negotiation period, each lender shall be entitled to call in its loan receivables immediately.

8. Corporate Governance Statement

8.1 Corporate Governance Declaration pursuant to Sec. 289f and Sec. 315d HGB

As a company listed on the Frankfurt Stock Exchange (Prime Standard), PharmaSGP Holding SE issues the following corporate governance declaration relating to PharmaSGP Holding SE and its subsidiaries PharmaSGP GmbH, Restaxil GmbH Remitan GmbH and PharmaSGP Vertriebs GmbH in line with Sec. 289f and Sec. 315d HGB for the financial year 2022.

Furthermore, the Management Board and Supervisory Board of PharmaSGP Holding SE report as follows on the use of corporate governance at PharmaSGP Holding SE in line with Principle 22 of the German Corporate Governance Code ("DCGK").

8.2 Declaration of Compliance pursuant to Sec. 161 AktG (updated December 2022)

The Management Board and Supervisory Board of PharmaSGP Holding SE have issued the following declaration of compliance with the recommendations of the "Government Commission on the German Corporate Governance Code" in the version dated 16 December 2019, in line with Sec. 161 AktG, in December 2022:

DCGK recommendations C.10, D.2 to D.5, D.8, D.11, D.13 and D.17 – Supervisory Board committees

"As the Company's Supervisory Board consists of three members according to the articles of association, the Supervisory Board has decided not to form any committees. A committee would only be quorate if it consisted of at least two members, which also corresponds to the quorum for the Supervisory Board as a whole. The Company therefore believes that forming Supervisory Board committees would not help improve the efficiency of the Supervisory Board's work."

DCGK recommendation G.10 sentence 2 – availability of long-term variable remuneration components

"In relation to the first annual instalment of long-term variable remuneration components granted to Management Board members for the financial year ending on 31 December 2020, the Supervisory Board has decided that the time period for measuring targets and gradually vesting such components shall only be three years. As a result, the first annual instalment of long-term variable remuneration components will be accessible to Management Board members before the four-year period expires. In contrast, the respective time periods for measuring targets and vesting components for the following annual instalments of long-term variable remuneration components will be four years and payment will therefore only be made after the four-year period expires in each case. As the first term of office for Management Board members ends on 31 December 2022, the Supervisory Board believes that there would be a significant suitable incentive effect for the current Management Board members if the time period used for measuring targets and vesting components for the first instalment of their long-term variable remuneration was set in such a way that the first instalment could be earned in full during that first term."

DCGK recommendation G.7 sentence 1 – timing of performance criteria as part of variable remuneration components

"The Supervisory Board determines the annual performance criteria as part of the Management Board's variable compensation at the beginning of the financial year, latest within the first four months of the respective financial year, but not before its commencement, which is a deviation of DCGK's recommendation G.7 sentence 1. The Supervisory Board believes that a reasonable decision on the annual target criteria can only be made on the basis of preliminary financial numbers of the previous year."

DCGK recommendation F.2 – reporting

"Deviating from recommendation F.2, the Company has decided that the consolidated financial statements and group management report for the financial years 2020 to 2023 and the interim reports required by general or stock exchange law for those financial years shall be published within the time limits specified in general and / or stock exchange law. The Company believes that publication within such time limits is sufficient for the information interests of the investors, creditors and other stakeholders, as well as the general public. However, the Company intends to publish the financial information for the financial year ending on 31 December 2024 and the following financial years within the time limits specified in DCGK recommendation F.2."

8.3 Information about Corporate Governance Practices above and beyond Statutory Requirements

PharmaSGP Holding SE is committed to carrying out its business ethically and in a legally sound manner. In order to fulfil the Company's social responsibility as a manufacturer of pharmaceuticals, the Management Board and Supervisory Board have implemented responsible, transparent and value-oriented corporate governance. For PharmaSGP Holding SE, this does not just mean compliance with statutory and regulatory provisions, but also the implementation of an ethically justifiable corporate philosophy reflected, among other things, in the "Code of Ethics".

Compliance

The PharmaSGP Holding SE compliance team under the supervision of the CFO as Chief Compliance Officer has set up a compliance management system that will help to ensure that employees act lawfully. It is designed to identify potential violations in advance and systematically prevent their occurrence and is monitored by the PharmaSGP Holding SE compliance team. This compliance system includes the "Code of Ethics" as a fundamental set of rules for compliance structure, compliance audits, regular training on relevant compliance risks and measures and adequate structures and processes to enable employees to report possible compliance violations.

Internal control system

PharmaSGP's internal control system comprises all rules within the Group that serve to methodically manage operational, financial, regulatory and compliance-related risks. These rules are accessible in the form of guidelines, work instructions and process descriptions. The structure, release, revision and

communication of these internal rules are carried out in accordance with standardized procedures, particularly for the regulatory area. Furthermore, all employees of PharmaSGP are obliged to comply with the "Code of Ethics" within the scope of their duties and activities.

For better scalability, business processes are supported by IT solutions wherever possible. As far as possible and appropriate, PharmaSGP uses the controls integrated in these applications or services. In addition, manual process controls are in place to prevent or detect errors. In the regulatory area, there is a quality management system implemented for the entire Group with the aim of establishing the greatest possible patient safety. This is achieved through detailed process definitions, e. g. for deviations, corrective and preventive measures, or reporting of adverse drug reactions. In addition, regular internal and external audits take place. The internal control system relating to the group financial reporting process is described in note 5.

Based on the current design, the Management Board has no indication that the internal control system as a whole is not adequately established or effective.

Risk management system

Thanks to its internal risk management system, PharmaSGP Holding SE is able to detect any business and financial risks at an early stage in order to take corresponding countermeasures. Regular risk monitoring is carried out. For more details about the opportunities and risks for PharmaSGP Holding SE, please see the "Opportunities and Risk Report".

The declaration including disclosures on corporate governance practices is available on the Company's website <https://ir.pharmasgp.com/en/>.

8.4 Composition and Description of the Working Methods of the Management Board and Supervisory Board and the Working Methods of their Committees

The Company is a limited liability Company established under European law (Societas Europaea) and is subject in particular to the provisions of the German Stock Corporation Act, also used as the basis for the DCGK. The dual management system with a Management Board and Supervisory Board as its bodies represents a fundamental principle of German stock corporation law. The Management Board manages the Company, while the Supervisory Board advises and supervises the Management Board. Concurrent

membership of both bodies is excluded. The Company's Management Board and Supervisory Board engage in trust-based cooperation with the aim of sustainably increasing the value of the Company for its shareholders.

8.4.1 Management Board

Management Board tasks

The Management Board is responsible for managing the Company in its own best interests with the aim of sustainable value creation. This includes consideration of the interests of the shareholders, employees and other groups associated with the Company (stakeholders). The members of the Management Board are jointly accountable for managing the Company. The Management Board conducts company business in line with statutory provisions, the articles of association, the rules of procedure and the schedule of responsibilities.

Composition and responsibilities of the Management Board

In the financial year 2022, the Management Board consisted of two people. Ms. Natalie Weigand (Chief Executive Officer, CEO) and Mr. Michael Rudolf (Chief Financial Officer, CFO) were appointed to the Management Board as of 4 March 2020.

Working methods of the Management Board

Each member of the Management Board is independently responsible for managing their own area of responsibility as indicated in the respective valid schedule of responsibilities, within the framework of the rules of procedure and Management Board resolutions.

Irrespective of the distribution of responsibilities in the schedule of responsibilities, the Management Board members are jointly accountable for managing the Company. They are obliged to work together in a spirit of collegial cooperation, keeping one another informed of the major events in their division and any intended measures that might affect the area of responsibility of another Management Board member.

The entire Management Board passes resolutions on all matters where the law, the articles of association or the rules of procedure require the adoption of resolutions by the Management Board. Furthermore, each Management Board member is entitled to submit a decision from a department to the entire Management Board for the adoption of a resolution.

Any member of the Management Board can convene a Management Board meeting. The respective

Management Board member convening the meeting will specify the dates and the invitation and will also chair the meeting. A Management Board meeting may be convened immediately if urgently necessary or upon request by two Management Board members.

The Management Board is quorate if at least half its members are present or otherwise participating in the adoption of resolutions. Where agreed, resolutions shall be adopted with a simple majority of votes cast.

When adopting resolutions, the Chair of the meeting has the casting vote in the event of a tie; however, this does not apply if the Management Board consists of fewer than three people. The Deputy Chair is not entitled to the casting vote if the Chair is unable to attend or otherwise indisposed.

The Management Board may also adopt resolutions outside meetings (or through combined methods of adoption) using verbal voting, voting on the phone, voting in text form (Sec. 126 of the German Civil Code BGB) and/or other telecommunication methods or electronic media if this has been arranged by the CEO at least two days in advance; in urgent cases, this period can be reduced appropriately.

The Management Board cooperates with the Supervisory Board to the benefit of the Company. It coordinates the strategic orientation of the Company with the Supervisory Board and discusses the status of strategy implementation with the latter at regular intervals. Upon request, the Management Board shall provide the Supervisory Board with any information necessary for the Supervisory Board to exercise control.

Management Board remuneration

The basic principles of the remuneration system for members of the Management Board can be downloaded at <https://ir.pharmasgp.com>. Disclosures on the individual remuneration of the Management Board members are provided in the remuneration report.

8.4.2 Supervisory Board

Tasks and responsibilities of the Supervisory Board

The Supervisory Board appoints the members of the Management Board for a period of up to six years. It also advises and supervises the Management Board in relation to the strategic orientation of business. The Management Board notifies the Supervisory

Board regularly about business development, strategy, corporate planning, the risk situation, risk management and the internal control system.

It agrees on budget planning and approves the annual financial statements for PharmaSGP Holding SE and the consolidated financial statements for the PharmaSGP Group.

As of 4 March 2020, the members of the Supervisory Board were Dr. Clemens Fischer (Head of the Supervisory Board), Ms. Madlena Hohlefeldler (Deputy head of the Supervisory Board). Dr. Axel Rebien has been a member of the Supervisory Board since 1 June 2020.

Working methods of the Supervisory Board

Supervisory Board meetings are convened by the Chair in text form (Sec. 126 (b) BGB) with a notice period of ten (10) calendar days; the Chair determines the meeting location. The day on which the invitation is sent and the day of the meeting are not included in the calculation of the notice period; invitation dispatch is sufficient evidence of compliance with the notice period. The Chair can reduce the notice period appropriately in urgent cases and can also convene the meeting verbally or remotely.

The invitation should include the meeting location and time and the agenda. Unless an urgent case justifies later notification, additions to the agenda must be submitted three calendar days before the meeting at the latest.

Resolutions may only be adopted in meetings that have not been properly convened or for agenda items that were not properly announced if this is not opposed by any Supervisory Board members. In such cases, absent Supervisory Board members should be given the opportunity to object to the resolution or subsequently cast their vote within an appropriate time period to be specified by the Chair. The resolution will only take effect if the absent members have not objected (or agreed) to it within the set time period or have subsequently cast their vote.

The Head of the Supervisory Board shall chair the Supervisory Board meetings and determine the order in which agenda items are addressed, as well as the method and order of voting.

Supervisory Board resolutions are usually adopted in meetings. Absent Supervisory Board members can also participate in the adoption of resolutions by having written absentee votes delivered pursuant to Sec. 108 (3) AktG. Where arranged by the Chair of

the Supervisory Board before the adoption of resolutions, absent Supervisory Board members can also cast their votes – subsequently within a time period set by the Chair if necessary – by telephone, in text form (Sec. 126 (b) BGB) or using other telecommunication methods or electronic media.

If arranged by the Head of the Supervisory Board, the Supervisory Board may also adopt resolutions outside meetings (or through combined methods of adoption) using verbal voting, voting on the phone, voting in text form (Sec. 126 (b) BGB) and / or other telecommunication methods or electronic media. The Supervisory Board members are not entitled to object to this form of resolution adoption. The aforementioned conditions apply accordingly to the form and deadline for arrangements.

The adoption of a resolution is also permitted without (prompt) arrangement if this is not opposed by any Supervisory Board members. In such cases, absent and / or non-participating Supervisory Board members should be given the opportunity to object to the resolution or subsequently cast their vote within an appropriate time period to be specified by the Head of the Supervisory Board. The resolution will only take effect if the absent and / or nonparticipating members have not objected (or agreed) to it within the set time period or have subsequently cast their vote.

The Supervisory Board is quorate if at least half of its total members participate in the adoption of the resolution. Abstention counts as participation in the adoption of the resolution, but not as a vote.

The Supervisory Board adopts resolutions with a simple majority of votes cast, unless otherwise specified by law. In the event of a tie, the Chair of the Supervisory Board has the casting vote; this also applies to elections. If no Chair is appointed or the Chair abstains, an application is considered to be rejected in the event of a tie. The Deputy Chair is not entitled to the casting vote if the Chair is unable to attend or otherwise indisposed.

In 2022, the Supervisory Board conducted a self-evaluation based on a detailed questionnaire. The effectiveness of the Supervisory Board's performance of its duties was assessed. The results of the evaluation confirm that the cooperation within the Supervisory Board and with the Executive Board is professional, constructive and characterized by a high degree of trust and openness. Improvements to the content and processes of the cooperation were defined and are currently being implemented.

Supervisory Board remuneration

The basic principles of the remuneration system for members of the Supervisory Board can be downloaded at <https://ir.pharmasgp.com>. Disclosures on the individual remuneration of the Supervisory Board members are provided in the remuneration report.

8.5. Transparent Corporate Governance

In order to ensure the greatest possible transparency, the media and interested general public are informed regularly and promptly about the Company's status and any major changes. The Company mainly uses the Internet to provide comprehensive, equal and prompt information. The following are used to report on the status and results of PharmaSGP Holding SE:

- Interim reports,
- Annual report,
- Annual General Meetings,
- Press releases,
- Conference calls, and
- Events with financial analysts in Germany and abroad

The regular financial reporting dates are summarized in the financial calendar. If any facts arise outside the regular reporting dates for PharmaSGP Holding SE that could have a major impact on the market price of PharmaSGP Holding SE shares, these will be disclosed in ad-hoc news.

The financial calendar and ad-hoc news are available on the Internet at <https://ir.pharmasgp.com>.

8.6 Stipulations to promote the Participation of men and women in Leadership Positions pursuant to Sec. 76 (4) and Sec. 111 (5) AktG

Report on the stipulation and achievement of target values for the percentage of women sitting on the Supervisory Board

The Supervisory Board has stipulated that at least one woman should sit on the Supervisory Board. The deadline for achieving this target value was set as 30 April 2025.

There was one female member on the Supervisory Board in 2022, meaning that the target value has been achieved.

Report on the stipulation and achievement of target values for the percentage of women sitting on the Management Board

The Supervisory Board has stipulated that at least one female member should sit on the Management Board. The deadline for achieving this target value was set as 30 April 2025.

There was one female member on the Management Board in 2022, meaning that the target value has been achieved.

Report on the stipulation and achievement of target values for the percentage of women in management levels

Due to the organizational development and the associated change in the corporate structure, the target with regard to the proportion of women at management levels was adjusted.

The Management Board has stipulated a target value of minimum 30 % as a percentage of women in the first management level below the Management Board.

Currently, no women belong to this management level. The deadline for achieving this target value was set as 1 December 2027.

The Management Board has stipulated a target value of minimum 30 % as a percentage of women in the second management level below the Management Board.

As of 31 December 2022, the percentage of women in the second management level was 82 %, thus achieving the target amount.

9. Dependency Report

In 2022, PharmaSGP Holding SE was a dependent company of FUTRUE GmbH with registered offices Am Haag 14, 82166 Gräfelfing, Germany, as defined under Sec. 312 AktG. FUTRUE controls FUTRUE Group, whose group entities qualify as affiliated companies. Therefore, the Management Board of the Company has prepared a report on relations with affiliated companies (dependency report), which contains the following final declaration:

“We declare that the Company received an appropriate consideration for each transaction and measure listed in the report on relations with affiliated companies in the financial year 2022 under the circumstances known to us at the time the transactions were made or the measures taken or not taken. The Company did not suffer any detriment because of taking or refraining from measures.”

10. Subsequent Events

The Management Board of SGP SE has decided on 3 January 2023, with the approval of the Supervisory Board, utilizing the authorization of the General Meeting of 28 May 2020, to buy-back up to a maximum of 60,000 shares of the Company at a total maximum aggregate purchase price without ancillary costs of up to € 1.5 million. The buyback program started on 4 January 2023 and shall terminate at the end of 3 July 2023 at the latest. Until 31 March 2023, a total of 5,357 share were purchased.

Gräfelfing, 25 April 2023

Natalie Weigand
(CEO)

Michael Rudolf
(CFO)



Consolidated Financial Statements

Consolidated Statements of Profit or Loss	52
Consolidated Statements of Other Comprehensive Income	53
Consolidated Statements of Financial Position	54
Consolidated Statements of Changes in Equity	56
Consolidated Statements of Cash Flows	57
Notes to the Consolidated Financial Statements	58

Consolidated Financial Statements as of 31 December 2022

Consolidated Statements of Profit or Loss

in € thousand	Notes	2022	2021*
Revenues	6.1	85,824	65,344
Other operating income	6.2	386	194
Raw materials, consumables and finished goods		-9,032	-6,488
Personnel expenses	6.3	-6,912	-4,689
Marketing expenses	6.4	-37,378	-30,843
Other operating expenses	6.5	-5,955	-5,026
Earnings before interest, taxes, depreciation and amortization (EBITDA)		26,933	18,492
Depreciation and amortization	5.1 - 5.3	-9,250	-3,573
Earnings before interest and taxes (EBIT)		17,683	14,919
Finance income	6.6	308	-
Finance expenses	6.6	-2,188	-713
Profit before taxes		15,803	14,206
Income tax expense	5.14	-3,849	-3,516
Profit for the period		11,954	10,690
of which attributable to shareholders of PharmaSGP Holding SE		11,954	10,690
Basic and diluted earnings per share (€)	6.7	1.00	0.89

* The presentation of other operating expenses was amended for the prior year. See notes 6.4 and 6.5.

Consolidated Statements of Other Comprehensive Income

in € thousand	Notes	2022	2021
Profit for the period		11,954	10,690
Other comprehensive income			
Items that may be reclassified to profit or loss:			
Gains and losses from cash flow hedges	7.1	3,110	-
Attributable income taxes	5.14	-764	-
Items that will not get reclassified to profit or loss:			
---		-	-
Other comprehensive income, net of taxes		2,346	-
Total comprehensive income		14,300	10,690
of which attributable to shareholders of PharmaSGP Holding SE		14,300	10,690

Consolidated Statements of Financial Position

in € thousand	Notes	31 December 2022	31 December 2021
Assets			
Non-current assets			
Intangible assets	5.1	73,943	82,188
Property, plant and equipment (PPE)	5.2	365	350
Right-of-use assets	5.3	1,208	191
Other non-current financial assets	7.1	2,084	-
Total non-current assets		77,600	82,729
Current assets			
Inventories	5.4	7,002	4,185
Trade and other receivables	5.5	7,799	6,579
Other assets	5.6	2,521	291
Other financial assets	7.1	1,240	-
Income tax assets	5.14	503	651
Cash and cash equivalents	5.7	32,642	20,824
Total current assets		51,509	32,530
Total assets		129,109	115,259

in € thousand	Notes	31 December 2022	31 December 2021
Shareholders' equity and liabilities			
Shareholders' equity			
	5.8		
Share capital		12,000	12,000
Capital reserve		38,120	38,120
Retained earnings		-21,369	-27,923
Accumulated other comprehensive income		2,346	-
Total shareholders' equity		31,097	22,197
Non-current liabilities			
Provisions	5.9	166	62
Financial liabilities	5.10	73,059	-
Lease liabilities	5.3	816	1
Deferred tax liabilities	5.14	1,229	271
Total non-current liabilities		75,270	334
Current liabilities			
Provisions	5.9	3,024	1,008
Financial liabilities	5.10	7,659	85,000
Trade payables	5.11	8,786	4,519
Other liabilities	5.12	1,181	1,098
Other financial liabilities	5.13, 6.1	1,688	724
Lease liabilities	5.3	404	193
Income tax liabilities	5.14	-	186
Total current liabilities		22,742	92,728
Total shareholders' equity and liabilities		129,109	115,259

Consolidated Statements of Changes in Equity

in € thousand	Notes	Share capital	Capital reserve	Retained earnings	Accumulated other comprehensive income	Total shareholders' equity
As of 1 January 2021		12,000	38,120	-38,613	-	11,507
Profit for the period		-	-	10,690	-	10,690
As of 31 December 2021		12,000	38,120	-27,923	-	22,197
Dividends	5.8	-	-	-5,400	-	-5,400
Profit for the period	-	-	-	11,954	-	11,954
Other comprehensive income	5.14, 7.1	-	-	-	2,346	2,346
As of 31 December 2022		12,000	38,120	-21,369	2,346	31,097

Consolidated Statements of Cash Flows

in € thousand	Notes	2022	2021*
Profit for the period		11,954	10,690
Depreciation and amortization of intangible assets, PPE and right-of-use assets	5.1 - 5.3	9,250	3,573
(Increase) / decrease in inventories	5.4	-2,817	-1,149
(Increase) / decrease in trade and other receivables	5.5	-1,219	2,889
(Increase) / decrease in other assets	5.6	-2,444	9
Increase / (decrease) in trade payables	5.11	4,461	-5,470
Increase / (decrease) in other (financial) liabilities	5.12, 5.13, 6.1	1,047	-223
Increase / (decrease) in provisions	5.9	2,120	265
Interest (income) and expense	6.6	1,960	642
Income tax expense	5.14	3,849	3,516
Income tax payments		-3,495	-2,502
Interest received		47	-
Net cash flows from operating activities		24,713	12,240
Payments for investments in intangible assets	5.1	-667	-83,365
Payments for investments in PPE	5.2	-120	-94
Net cash flows used in investing activities		-787	-83,459
Dividends paid		-5,400	-
Proceeds from financial liabilities, net of other financing expenses	5.7, 5.10	83,515	182,000
Repayment of financial liabilities	5.7, 5.10	-88,000	-97,000
Repayment of lease liabilities	5.3	-418	-315
Interest paid		-1,805	-643
Net cash flows from / (used in) financing activities		-12,108	84,042
Net increase / (decrease) in cash and cash equivalents		11,818	12,823
Cash and cash equivalents as of 1 January		20,824	8,001
Cash and cash equivalents as of 31 December		32,642	20,824

* The presentation of proceeds and repayments of financial liabilities was amended for the prior year. See note 5.7.

Notes to the Consolidated Financial Statements for the Financial Year 1 January to 31 December 2022

1. Basis of preparation

1.1 Background and general information

PharmaSGP Holding SE (hereafter also referred to as the “Company” or “SGP SE”) with its registered office at Lochhamer Schlag 1, 82166 Gräfelfing, Germany, is a European Company (Societas Europaea, “SE”) with its primary activities in the healthcare business in Germany and other European countries. The Company is registered in the commercial register of the Munich Local Court under HRB 255684.

Since May 2020, the Company has been the holding company of a group of companies operating in the healthcare industry. Its operating subsidiaries are PharmaSGP GmbH, Remitan GmbH, Restaxil GmbH and PharmaSGP Vertriebs GmbH (hereafter including SGP SE also referred to as “PharmaSGP” or the “Group”).

The Group is a consumer health company with a diverse portfolio of non-prescription pharmaceuticals (over the counter; “OTC”) and other healthcare products that are marketed with the focus on the pharmacy distribution channel. Its core brands cover chronic indications, including pain and other age-related ailments. The Group’s OTC products are mostly based on natural active pharmaceutical ingredients (“APIs”).

SGP SE’s shares are listed on the Regulated Market and the sub-segment Prime Standard of the Regulated Market of the Frankfurt Stock Exchange under German Securities Code (WKN) A2P4LJ, International Securities Identification Number (ISIN) DE000A2P4LJ5 and ticker symbol PSG. First day of trading was on 19 June 2020.

1.2 Consolidated financial statements and compliance with IFRS

The consolidated financial statements for the financial year 2022 were prepared in accordance with the International Financial Reporting Standards (IFRS) as adopted by the European Union (EU), as well as the supplementary provisions of Sec. 315e (1) HGB (German commercial code).

The Management Board prepared the consolidated financial statements on 25 April 2023, and thus approved them for publication as defined by IAS 10. The consolidated financial statements and the combined management report are submitted to and published in the business register (Unternehmensregister). The financial statements of SGP SE’s subsidiaries are exempt from publication in the business register as the requirements of Sec. 264 (3) HGB are met.

Scope of consolidation

SGP SE is the holding company of the Group. The Group’s business is conducted by PharmaSGP GmbH, Restaxil GmbH, Remitan GmbH and PharmaSGP Vertriebs GmbH.

The consolidated financial statements include all of the below mentioned subsidiaries that are controlled by the Company, either directly or indirectly, as defined by IFRS 10:

Name	Share of equity	Equity in € thousand ¹⁾	Principal activities
PharmaSGP GmbH Gräfelfing, Germany	100 %	5,476	Development and distribution of OTC pharmaceuticals and other healthcare products, and distribution services of pharmaceuticals
Restaxil GmbH Gräfelfing, Germany	100 %	2,399	Development and distribution of healthcare products
Remitan GmbH Gräfelfing, Germany	100 %	870	Development and distribution of cosmetic and healthcare products
PharmaSGP Vertriebs GmbH Gräfelfing, Germany	100 %	13	Marketing and sales services in the pharmaceutical and medical field

¹⁾ as of 31 December 2022, pursuant to German commercial law (HGB)

SGP SE prepares the consolidated financial statements for the smallest group of companies. FUTRUE GmbH, Gräfelfing (hereinafter referred to as “FUTRUE”), prepares the consolidated financial statements for the largest group of companies. The consolidated financial statements of FUTRUE are published in the company register.

Basis of presentation

The consolidated financial statements are generally prepared on the basis of accounting for assets and liabilities at amortized cost, with certain financial assets and financial liabilities measured at fair value through profit or loss. Assets and liabilities are accounted for using the recognition and measurement rules in the relevant IAS or IFRS, which are explained in detail in note 2 “Summary of significant accounting policies”.

The consolidated statements of profit and loss were prepared using the nature of expense method. The consolidated statements of profit and loss and consolidated statements of other comprehensive income are presented in separate statements for the first time in 2022. This is caused by cash flow hedging transactions, that have occurred for the first time in 2022. The statements of financial position are classified based on the maturities of assets and liabilities.

The consolidated financial statements are presented in Euro (€), which is the functional currency of all companies in the Group. Unless otherwise indicated, amounts are shown in thousands of Euros. Due to the rounding of figures, it is possible that individual items and percentages do not add up to the totals indicated. The financial year of SGP SE corresponds to a calendar year.

2. Summary of significant accounting policies

Pursuant to Regulation (EC) No. 1606/2002, the financial reporting standards issued by the IASB and endorsed by the European Commission for adoption in the European Union are the basis for IFRS accounting. The new or revised IFRSs published by the IASB are subject to mandatory application in the EU only after a corresponding decision has been made by the Commission in the endorsement procedure.

Except for new or amended financial standards and interpretations issued by the IASB, the same accounting policies were applied in these consolidated financial statements as in the Group’s consolidated financial statements as of 31 December 2021.

2.1 Effects of new or amended standards and interpretations Issued by the IASB

In the consolidated financial statements as of 31 December 2022, the following standards or amendments to standards were adopted:

- Annual improvements to IFRSs (2018-2020 cycle)
- Amendments to IFRS 3: reference to the Framework
- Amendments to IAS 16: Income before the intended use
- Amendments to IAS 37: Onerous contracts – costs of contract fulfilment

These amendments were endorsed by the EU on 28 June 2021 and became effective for the financial year 2022. The adoption had no material impacts on net assets, financial position or earnings position of the Group.

The following standards and interpretations issued by the IASB have not yet been adopted because they have not yet been endorsed by the EU and / or are not yet subject to mandatory application:

Standard	Effective date ²⁾	Endorsement
Amendments to IFRS 16: Lease Liability in a Sale and Leaseback	1 January 2024	not yet endorsed ³⁾
Amendments to IAS 1: • Classification of liabilities as current or non-current • Non-current liabilities with covenants	1 January 2024	not yet endorsed ³⁾
Amendments to IFRS 17: Initial Application of IFRS 17 and IFRS 9 – Comparative Information	1 January 2023	8 September 2022
Amendments to IAS 12: Deferred Taxes related to Assets and Liabilities arising from a Single Transaction	1 January 2023	11 August 2022
Amendments to IAS 1: Disclosure of accounting policies	1 January 2023	2 March 2022
Amendments to IAS 8: Definition of accounting estimates	1 January 2023	2 March 2022
IFRS 17 Insurance contracts	1 January 2023	19 November 2021

²⁾ for financial years beginning on or after that date

³⁾ as of the preparation date of the consolidated financial statements

The adoption of the above-mentioned amendments or new standards and interpretations is not expected to materially impact net assets, financial position or earnings position of the Group.

2.2 Current versus non-current classification

Assets and liabilities are presented in the consolidated statements of financial position based on a current / non-current classification.

Assets are classified as current in the consolidated statements of financial position when they are expected to be sold, consumed or realized during the normal business cycle of the legal entities included in the Group or if they mature within one year of the reporting period. All other assets are classified as non-current.

Liabilities are current if they are expected to be settled in the normal business cycle or within one year of the reporting period. All other liabilities are classified as non-current.

Inventories are consistently presented as current. Deferred tax assets and liabilities are classified as non-current in accordance with IAS 1.

2.3 Revenue from contracts with customers

The Group's primary business is the sale of over-the-counter (OTC) pharmaceuticals and other healthcare products. Finished goods are sourced from contract manufacturers who are qualified to meet the respective regulatory requirements of the products to be manufactured. In many cases, those manufacturers also handle the sourcing of the required raw materials. The products manufactured by the contract manufacturers become the property of PharmaSGP upon completion and are delivered directly from the location of these contract manufacturers to the logistics centers of our logistics service providers in the respective countries. These logistics service providers handle the warehousing of PharmaSGP's products as well as their distribution to wholesalers and pharmacies, both on PharmaSGP's account and on their own account. Revenue from contracts with customers is recognized when control of the goods or services is transferred to the customer at an amount that reflects the consideration to which the Group expects to be entitled in exchange for those goods or services. Transfer of control is usually completed upon delivery. Generally, the transfer of ownership coincides with the delivery, but it is usually subject to reservation until the payment is received.

All revenues of the Group are generated from contracts with customers and fall in the scope of IFRS 15.

The Group considers whether there are other commitments in the contract that are separate performance obligations to which a portion of the transaction price needs to be allocated. The Group assesses all promised goods and services and identifies performance obligations at contract inception. Generally, contracts with customers include a single performance obligation, i. e. the sale of pharmaceuticals and other healthcare products. In determining the transaction price for the sale of pharmaceutical and other healthcare products, the Group considers the effects of variable consideration and the existence of consideration payable to the customer (if any).

No element of financing is deemed present since the time between recognition of revenue and cash receipt does not exceed one year, which is consistent with market practice.

Variable consideration

If the consideration in a contract includes a variable amount, the Group estimates the amount of consideration to which it will be entitled in exchange for transferring the goods to the customer. The variable consideration is estimated at contract inception and constrained until it is highly probable that a significant revenue reversal in the amount of cumulative revenue recognized will not occur when the associated uncertainty with the variable consideration is subsequently resolved. Some contracts provide customers for specific products with a right to return the goods within a specified period, generally up to six months. The rights of return give rise to variable consideration.

Assets and liabilities arising from rights of return

Right of return assets – An asset is recognized for the right to recover the goods expected to be returned by customers. The asset is measured at the former carrying amount of the inventory, less any expected costs to recover the goods and any potential decreases in value. The Group updates the measurement of the asset in case of revisions to the expected level of returns or any additional decreases in the value of the returned products.

Refund liabilities – A refund liability is recognized for the obligation to refund some or all of the consideration received (or receivable) from a customer. The Group's refund liabilities arise from customers' right of return. The liability is measured at the amount the Group ultimately expects it will have to return to the customer. The Group updates its estimates of refund liabilities (and the corresponding change in the transaction price) at the end of each reporting period.

2.4 Foreign currency

The consolidated financial statements are presented in Euros, which is the functional currency. Transactions that are denominated or required to be settled in a currency other than the functional currency are initially recorded at the functional currency applying the spot exchange rate between the functional currency and the foreign currency at the date of the transaction. At the end of each reporting period all monetary items denominated in a foreign currency will be translated to Euros using the closing rate. Foreign currency differences are recognized in profit or loss.

2.5 Intangible assets

Intangible assets acquired are measured on initial recognition at cost. The cost of an intangible asset comprises its purchase price and any directly attributable cost of preparing the asset for its intended use (incidental acquisition cost). Following initial recognition, intangible assets are carried at cost less accumulated amortization and accumulated impairment losses, if any.

In line with the business model of the Group, one focus of the Group is the development of products using active pharmaceutical ingredients which, as a rule, are not patent-protected. When a new pharmaceutical product seems technically and economically feasible, marketing authorizations (Arzneimittelzulassungen) have to be obtained, either by internal development or external acquisition. Development costs for pharmaceutical products are capitalized if they are part of the development phase and fulfill the criteria in IAS 38.65. The Group's intangible assets primarily comprise costs for acquired brand names and marketing authorizations, and external costs incurred for the drug approval process.

The Group's intangible assets do not comprise material intangible assets with indefinite useful lives. Development and authorization proceedings qualify as intangible asset not yet ready for use and are tested for impairment on an annual basis.

Intangible assets with definite useful lives are amortized over their useful economic lives and assessed for impairment whenever there is an indication that the intangible asset may be impaired. The amortization of intangible assets begins when the asset is in the condition necessary for it to be capable of operating in the manner intended by management. For brand names, amortization begins with the marketing of the respective products. For marketing authorizations, amortization begins when the development and authorization proceedings are finalized. The amortization period is reviewed at least at the end of each reporting period. Changes in the expected useful life or the expected pattern of consumption of future economic benefits embodied in the asset is accounted for by changing the amortization period or method, as appropriate, and are treated as changes in accounting estimates. The amortization expense on intangible assets is recognized in the consolidated statements of profit or loss.

Amortization of intangible assets is calculated on a straight-line basis with following useful lives:

- Developed marketing authorizations: 10 years
- Acquired marketing authorizations: 10 years
- Brand names: 10 years
- Other intangible assets: 2-5 years

Impairment testing is carried out by comparing the carrying amount of an asset to its recoverable amount which is the higher of an asset's fair value less costs to disposal and the value in use. An impairment is recognized through profit or loss for the amount by which the asset's carrying amount exceeds its recoverable amount. If the reasons for the impairment do no longer exist, the impairment is reversed. The increased carrying amount of an asset shall not exceed the carrying amount that would have been determined (net of amortization or depreciation) if no impairment loss had been recognized for the asset in prior years. In cases where it is no longer probable that a marketing authorization can be obtained for a certain product, the recoverable amount of the asset is deemed to be zero and it is impaired in full.

Gains or losses arising from derecognition of an intangible asset are measured as the difference between the net disposal proceeds and the carrying amount of the asset and are recognized in the consolidated statements of profit or loss when the asset is derecognized.

2.6 Property, plant and equipment

Property, plant and equipment are stated at cost, net of accumulated depreciation and accumulated impairment losses, if any. Cost includes any expenditures that are directly attributable to the acquisition of the asset, including costs incurred to prepare the asset for its intended use.

Property, plant and equipment are depreciated over each asset's expected useful life. Depreciation methods, useful lives and residual values are reviewed at least annually and adjusted prospectively, if appropriate. Depreciation is calculated on a straight-line basis over the estimated useful lives of the assets:

- IT equipment: 3-7 years
- Office equipment: 7-13 years

An item of property, plant and equipment is derecognized upon disposal or when no future economic benefits are expected from its use or disposal. Any gain or loss arising on derecognition of the asset (calculated as the difference between the net disposal proceeds and the carrying amount of the asset) is included in the consolidated statements of profit or loss when the asset is derecognized.

The Group tests property, plant and equipment for impairment whenever there is an indication of potential impairment.

2.7 Leases

The Group assesses at contract inception whether a contract is, or contains, a lease. That is the case, if the contract conveys the right to control the use of an identified asset for a period of time in exchange for consideration.

The Group recognizes lease liabilities and right-of-use assets representing the right to use the underlying assets for all leases except for leases with an original lease term of twelve months or less (short-term leases) and leases of assets of low value. The lease payments associated with those leases are recognized as an expense on a systematic basis over the lease term.

Right-of-use assets

The Group recognizes right-of-use assets at the commencement date of the lease (i. e. the date the underlying asset is available for use). Right-of-use assets are initially measured at cost. The cost of right-of-use assets includes the amount of lease liabilities recognized.

After the commencement date, the Group measures right-of-use assets at cost less accumulated depreciation, any accumulated impairment losses and adjusted for any remeasurement of lease liabilities. Scheduled depreciation of right-of-use assets is made on a straight-line basis over the anticipated useful life or the shorter contract term. The right-of-use assets are tested for impairment, if there are indications that the assets may be impaired.

Lease liabilities

At the commencement date of the lease, the Group recognizes lease liabilities measured at the present value of lease payments to be made over the lease term. To determine the present value, the Group discounts the remaining lease payments with the interest rate implicit in the lease, if that rate can be read-

ily determined. Otherwise, the Group's incremental borrowing rate is applied.

The lease term comprises the non-cancellable period of the lease together with periods covered by an extension option if the lessee is reasonably certain to exercise the option and periods covered by a termination option if the lessee is reasonably certain not to exercise that option.

The incremental borrowing rate is the interest rate that the Group would have to pay to borrow over a similar term, and with a similar certainty, the funds necessary to obtain an asset of a similar value to the right-of-use asset as the underlying lease agreement in a similar economic environment.

Lease payments are allocated between principal and finance expenses. The finance expense is recognized in profit or loss.

2.8 Inventories

Inventories include raw materials, consumables and finished goods.

Inventories are measured at the lower of cost or net realizable value. The cost of inventories includes expenditure incurred in acquiring the inventories. Costs for all inventories are valued using the moving average method. Net realizable value for finished goods is based on the market value which is mainly driven by the expiration date.

2.9 Cash and cash equivalents

Cash and cash equivalents include cash on hand, bank deposits and other investments held with original maturities of three months or less that are readily convertible to known amounts of cash and which are subject to an insignificant risk of changes in value. They are measured either at their amortized cost or at fair value. Negative interest for the existing bank balances is included in finance expense.

2.10 Provisions

Provisions are recognized pursuant to IAS 37, provided the following conditions have been cumulatively met: the Group has a present legal or constructive obligation, this obligation is the result of a past event, it is more likely than not that the settling of this obligation will lead to an outflow of resources and the

amount can be reliably measured.

The amount recognized as a provision represents management's best estimate of the expenditure required to settle the present obligation at the end of the reporting period.

The Group is exposed to product liability claims, regulatory action and litigation which could result in a legally required recall of affected products or individual returns of e. g. damaged products. To reflect this risk, warranty provisions are recognized taking into account past experience, current sales levels and other current information available (such as developments in the regulatory environment). Provisions related to those risks are assurance-type warranties and recognized when the product is sold. It is expected that the costs will be incurred in the next financial year. The estimate of the related costs is revised on a regular basis.

Significant judgement is involved in the determination of warranty provisions (see note 3).

2.11 Employee benefits

Wages, salaries and social security charges are recognized in the profit and loss account according to the terms of employment, to the extent they are due to either employees or the tax authorities. Unused vacation liabilities accrued in the consolidated financial statements represents estimated total provision for potential liabilities related to employees' unused vacation days as of the reporting date. Bonus liabilities are calculated in general based on the Group's performance for the financial year and each individual's personal bonus agreements from the beginning of the year and accrued in the consolidated financial statements for the respective year.

Management Board members of the Group receive long-term variable compensation in the form of virtual performance share units ("PSU") that are expected to be settled in cash. PSUs are granted on the basis of strategic and profitability targets. In addition, the PSUs granted are also driven by the share price development of PharmaSGP Holding SE.

For the fair value of each PSU, a liability is recognized in the Group's statement of financial position. The fair value is measured initially and at each reporting date up to and including the settlement date, with changes in fair value recognized in employee benefits expense. The fair value is expensed over the period until the vesting date with recognition of a corre-

sponding liability. The fair value is determined using a Monte Carlo simulation.

2.12 Earnings per share

Basic earnings per share are computed by dividing profit for the period attributable to the ordinary shareholders of SGP SE by the weighted average number of outstanding shares of SGP SE. Since there are no dilution effects, diluted earnings per share equal basic earnings per share.

2.13 Current taxes and deferred taxes

The Group establishes tax liabilities on the basis of expected tax payments. Liabilities for trade taxes, corporate taxes and similar income taxes are determined based on the taxable income of the combined entities less any prepayments made. All legal entities within PharmaSGP form a fiscal unit for taxation purposes (ertragsteuerliche Organschaft). Calculation of tax liabilities is based on the recent tax rates applicable in the tax jurisdiction of the Group.

Current income tax

Current income tax assets and liabilities for the current period are measured at the amount expected to be recovered from or paid to the taxation authorities. The tax rates and tax laws used to compute the amount are those that are enacted, or substantively enacted at the reporting date in the countries where the Group operates and generates taxable income.

Management periodically evaluates positions taken in the tax returns with respect to situations in which applicable tax regulations are subject to interpretation, and it establishes provisions where appropriate. In case of uncertainties related to income taxes, they are accounted for in accordance with IFRIC 23 and IAS 12.

Deferred tax

Deferred tax is provided using the liability method on temporary differences between the tax bases of assets and liabilities and their carrying amounts for financial reporting purposes at the reporting date.

Deferred tax assets are recognized for all deductible temporary differences, and any carry forward of unused tax losses to the extent it is probable that sufficient taxable profit will be available in future years.

The carrying amount of deferred tax assets is reviewed at each reporting date and reduced to the

extent that it is no longer probable that sufficient taxable profit will be available to allow all or part of the deferred tax asset to be utilized. Unrecognized deferred tax assets are reassessed at each reporting date and are recognized to the extent that it has become probable that future taxable profits will allow the deferred tax asset to be recovered.

Deferred tax assets and liabilities are measured at the tax rates that are expected to apply in the year when the asset is realized or the liability is settled, based on tax rates (and tax laws) that have been enacted or substantively enacted at the reporting date.

Deferred tax assets and deferred tax liabilities are offset if a legally enforceable right exists to set off current tax assets against current income tax liabilities and the deferred taxes relate to the same taxable entity and the same taxation authority.

2.14 Financial instruments

Initial recognition and measurement

A financial instrument is any contract that gives rise to a financial asset of one party and a financial liability or equity instrument of another party.

Financial instruments are recognized when the Group becomes party to the contractual provisions of the financial instrument. Purchases or sales of financial assets that require delivery of financial assets within a time frame established by regulation or convention in the marketplace (regular way trades) are recognized on the settlement date, i. e. the date that the Group commits to purchase or sell the asset.

Classification and subsequent measurement of financial assets

Subsequent measurement depends on the category to which each financial instrument has to be assigned on initial recognition.

Financial assets have to be classified into the following categories according to IFRS 9:

- Debt instruments at amortized cost
- Debt instruments at fair value through OCI with recycling of cumulative gains and losses
- Equity instruments designated at fair value through OCI with no recycling of cumulative gains and losses upon derecognition
- Financial assets at fair value through profit or loss

The classification of financial assets depends on the financial asset's contractual cash flow characteristics and the Group's business model for managing them. Financial assets are classified as measured at amortized cost only when they are held exclusively to collect the contractual cash flows and when their contractual terms comprise cash flows that are solely payments of principal and interest on the principal amount outstanding.

Financial assets at amortized cost are subsequently measured using the effective interest (EIR) method and are subject to impairment. Gains and losses are recognized in profit or loss when the financial asset is derecognized, modified or impaired.

The Group's financial assets at amortized cost include cash and cash equivalents (except for money market funds measured at fair value) and trade and other receivables.

Assets that do not meet the criteria for the category "measured at amortized cost" or "measured at fair value through OCI" are classified as "measured at fair value through profit or loss". Gains or losses on a debt instrument that are subsequently measured at fair value through profit or loss are offset in profit or loss and recognized in the period in which they arise.

Assets measured at fair value through profit or loss include money market funds designated as cash equivalents.

Impairment of financial assets

The Group recognizes an allowance for expected credit losses (ECLs) for its financial assets measured at amortized cost. ECLs are based on the difference between the contractual cash flows due in accordance with the contract and all the cash flows that the Group expects to receive.

For trade receivables, the simplified approach has to be applied in calculating ECLs. Under this approach, the Group does not track changes in credit risk, but instead recognizes a loss allowance based on lifetime ECLs at each reporting date.

The Group in general considers a financial asset in default when contractual payments are significantly past due. However, in certain cases, the Group may also consider a financial asset to be in default when internal or external information indicates that the Group is unlikely to receive the outstanding contractual amounts in full before taking into account any credit enhancements held by the Group or vice versa (no impairment even if the financial asset is

significantly overdue in case of contrary indications). A financial asset is written off when there is no reasonable expectation of recovering the contractual cash flows.

Impairment losses, including reversals of impairment losses or impairment gains, are presented as other expense in the consolidated statements of profit or loss.

Derivatives

Derivatives are initially recognized at fair value at the date a derivative contract is entered into and are subsequently remeasured at fair value at the end of each reporting period. The derivatives entered into by PharmaSGP are designated as hedging instruments to hedge a specific risk associated with the cash flows of liabilities (cash flow hedges). At the inception of the hedge, the Group documents the economic relationship between the hedging instrument and the hedged item, including whether changes in the cash flows of the hedging instrument are expected to offset changes in the cash flows of the hedged items.

The effective portion of changes in the fair value of derivatives designated as hedging instruments in a cash flow hedge is recognized in the cash flow hedge reserve as a component of equity. The gain or loss relating to the ineffective portion is recognized immediately in the consolidated statement of profit or loss.

Derivatives designated in hedge accounting comprise the interest rate hedges recognized within other financial assets.

Classification and subsequent measurement of financial liabilities

Financial liabilities are classified as measured at amortized cost (FLAC) or fair value through profit or loss (FVPL). A financial liability is classified as at FVPL if it is classified as held-for-trading or designated as such on initial recognition (fair value option); the Group does not use the fair value option for financial liabilities.

The Group's financial liabilities include bank loans, trade payables and other (financial) liabilities, which are all classified as measured at amortized cost. These financial liabilities are subsequently measured at amortized cost using the effective interest method. Interest expense and foreign exchange gains and losses are recognized in profit or loss. Any gain or loss on derecognition is also recognized in profit or loss.

Offsetting

Financial assets and financial liabilities are only offset and presented net in the consolidated statements of financial position when the Group has a legally enforceable right to offset the recognized amounts and intends either to settle on a net basis or to realize the asset and settle the liability simultaneously. The Group might also enter into arrangements that do not meet the criteria for offsetting but still allow for the related amounts to be set off in certain circumstances, such as bankruptcy or the termination of a contract.

Derecognition

Financial assets are derecognized when the contractual rights to receive cash flows from these assets expired or the Group has transferred substantially all the risks and rewards or has neither transferred nor retained substantially all the risks and rewards but transferred the control of the assets. When the Group has neither transferred nor retained substantially all of the risks and rewards of the asset, nor transferred control of the asset, the Group continues to recognize transferred assets to the extent of its continuing involvement. An associated liability is also recognized in that case. The measurement of the transferred assets and the associated liability has to reflect the rights and obligations that the Group has retained.

A financial liability is derecognized when the contractual obligations under the liability are discharged, cancelled or expire. The Group also derecognizes a financial liability when its terms are modified and the cash flows of the modified liability are substantially different, in which case a new financial liability based on the modified terms is recognized at fair value. Upon derecognition of a financial liability, the difference between the carrying amount extinguished and the consideration paid (including any non-cash assets transferred or liabilities assumed) is recognized in profit or loss.

2.15 Fair value measurement

Fair value is the price that would be received to sell an asset or paid to transfer a liability in an orderly transaction between market participants at the measurement date in the principal or, in its absence, the most advantageous market to which the Group has access at that date. The fair value of a liability reflects its non-performance risk.

Based on the input parameters used for valuation the fair values have to be assigned to one of the fol-

lowing levels of the fair value hierarchy:

- Level 1: Quoted (unadjusted) market prices in active markets for identical assets and liabilities
- Level 2: Inputs other than quoted prices included within level 1 that are observable for the asset or liability, either directly (that is, as prices) or indirectly (that is, derived from prices)
- Level 3: Inputs for the asset or liability that are not based on observable market data (that is, unobservable inputs)

3. Significant accounting judgments and estimates

Judgments, estimates and assumptions are continuously evaluated and are based on historical experience and other factors, including expectations of future events that are believed to be reasonable under the circumstances. Estimates and assumptions are reviewed on an on-going basis. Revisions to estimates are recognized prospectively.

The Group makes judgments, estimates and assumptions concerning the future. The resulting accounting estimates will, by definition, rarely equal the related actual results. The estimates and assumptions that could result in outcomes requiring a material adjustment to the carrying amounts of assets and liabilities within the future financial years are addressed below.

Provisions for warranties

The Group offers assurance-type warranties, that need to be accounted for in accordance with IAS 37. Assurance-type related take-back obligations exist basically in case of deficiencies of the product (wrong product delivery, transportation damages, expiration of marketing authorization etc.). Therefore, the Group is liable for claims of third parties arising from product liability (warranty claims). Accordingly, a provision is recognized in the amount of the best estimate of the obligation resulting from the return. To estimate the amount on the warranty provision the quantity of outstanding products in the market is estimated based on external available data. To reflect the risk of return the Group defines percentages per return category which are applied on the value of outstanding products in the market. The percentages are reviewed regularly to reflect current developments.

In a case of unexpected changes in market conditions, warranty provision estimations are subject to

change as they are calculated based on the estimation and assumptions of the Group. Estimates are based on management's current knowledge and expectations.

Provisions for legal disputes

Provisions for current legal disputes are recognized at their expected settlement amount. For the assessment, assumptions are made regarding unavoidable litigation costs as well as assumptions regarding the most probable value of the litigation amount. These assumptions are based, amongst others, on judgments of lower courts that are not yet final, and on the assessment of external experts.

Refund liability

The Group offers its customers rights to return products which are accounted for as a sale with a right to return under IFRS 15. Some of these rights arise from newly launched products which may be returned within a contractually agreed period. Refund may also arise from regulatory, competitive or market related developments which could result in customers returning affected products. In those cases, a refund liability is recognized for the obligation to refund some or all of the consideration received from a customer at the amount the Group ultimately expects it will have to return to the customer. To estimate the amount of the refund liability the number of outstanding products in the market is estimated based on external available data. To reflect the risk of return the Group defines percentages per return category which are applied on the quantity of outstanding products in the market. The percentages are reviewed regularly to reflect current developments, e. g. resulting from ongoing regulatory changes or changes in the competitive environment.

In a case of unexpected changes in market conditions, refund liability estimations are subject to change as they are calculated based on the estimation and assumptions of the Group. The refund liabilities are estimated based on management's current knowledge and expectations.

Intangible assets

The Group recognizes intangible assets for the costs of pharmaceutical products subject to regulatory approval. To assess if the criteria in IAS 38 for recognition is met, judgment is needed with regard to the probability if the regulatory approval will be achieved. The estimations are reviewed regularly to reflect changes also having an impact on already recognized development and authorization proceedings. Once the authorization of an already capitalized

development and authorization proceeding is no longer probable, it is impaired in full.

Also the regular assessment whether existing marketing authorizations (acquired or developed) and brand names may be impaired or not, is based on a triggering event. This assessment is based on expectations on the future business development. The regular assessment of the useful lives of intangible assets are based on management estimates on their economic usability.

Long-term variable compensation

The Group measures the cost of PSUs granted to members of the Management Board by reference to the fair value of the PSU on each reporting date. Determination of fair value requires estimates on the achievement of profitability and strategic targets as well as estimates on the share price development.

Leases

In connection with an office lease agreement entered into in the financial year 2022, assumptions on the expected lease term upon initial recognition were necessary. Accounting judgement was made on when it is reasonably certain to exercise or not exercise an option for extension or cancellation.

4. Segment information

General information

The Group has one operating segment including all products of the Group companies. This assessment is based on information reported to the Group's Chief Operating Decision Maker (CODM) for the purpose of assessing segmental performance and resource allocation. The Management Board is the CODM and monitors the entity's performance. Performance is measured using revenues and for one-time effects adjusted earnings before interest, taxes, depreciation and amortization ("adjusted EBITDA") as key performance indicators to assess the success of the Group's business. Segment assets are presented in the consolidated statements of financial position. The segment profit is measured through the adjusted EBITDA, which is a performance indicator. The reconciliation to the consolidated financial information is as follows:

in € thousand	2022	2021
Adjusted EBITDA	28,229	19,431
Adjusted EBITDA margin	32.9 %	29.7 %
Expenses for legal and consulting costs in connection with acquisition	95	883
Expenses in connection with the long-term compensation of the Management Board	135	56
Other one-time, non-recurring and non-operative expenses	1,066	-
Unadjusted EBITDA	26,933	18,492
Unadjusted EBITDA margin	31.4 %	28.3 %

Geographical information

Revenues in € thousand	2022	2021
Germany	61,324	45,957
Italy	10,527	8,548
Austria	9,750	7,806
Other European countries ⁴⁾	4,223	3,033
	85,824	65,344

⁴⁾ comprises France, Belgium, Spain, Switzerland, Poland, Czech Republic, Slovakia, Hungary

Basis for the revenues number is the country where the customer is located. All non-current assets of the Group are located in Germany.

Major customers

PharmaSGP maintains business relationships with major logistics partners per country. The following table includes all revenues from transactions with a single external logistics partner with a share of 10 % or more of the Group's revenues:

Revenues in € thousand	2022	2021
Logistics partner A	56,173	43,708
Logistics partner B	10,527	8,548
Logistics partner C	9,750	7,806
Other logistics partners and customers	9,374	5,282
	85,824	65,344

Commercial and other risks like risk of impairment of trade receivables is not necessarily depending on logistics partners, as the logistics partners act partly on account of PharmaSGP and partly on their own account. The concentration on a small number of logistics partners is customary to the industry and corresponding wholesalers and pharmacies diversify potential cluster risks for PharmaSGP.

5. Notes to the consolidated statements of financial position

5.1 Intangible assets

The Group has intangible assets with a finite useful life, consisting of development and authorization proceedings, developed as well as acquired marketing authorizations, brand names and other intangible assets. The assets presented as development and authorization proceedings include capitalized costs for marketing authorization applications, for which no approval has yet been obtain by the respective regulatory authorities. Amortization expense of the intangible assets is entirely classified within depreciation and amortization in the consolidated statements of profit or loss.

The following table presents the changes in the Group's intangible assets during the financial years 2021 and 2022:

in € thousand	Developed marketing authorizations	Acquired marketing authorizations, brand names and other intangible assets	Development and authorization proceedings	Total
Acquisition and production costs				
1 January 2021	770	1,212	689	2,671
Additions	234	83,326	5	83,565
Disposals	-	-5	-	-5
31 December 2021	1,004	84,533	694	86,231
Additions	282	185	-	467
Disposals	-	-	-	-
31 December 2022	1,286	84,718	694	86,698
Accumulated amortization and impairment				
1 January 2021	125	507	273	905
Amortization	94	2,944	-	3,038
Impairment	-	-	105	105
Disposals	-	-5	-	-5
31 December 2021	219	3,446	378	4,043
Amortization	138	8,510	-	8,648
Impairment	-	-	64	64
Disposals	-	-	-	-
31 December 2022	357	11,956	442	12,755
Carrying amount as of 1 January 2021	645	705	416	1,766
Carrying amount as of 31 December 2021	785	81,087	316	82,188
Carrying amount as of 31 December 2022	929	72,762	252	73,943

In the financial years 2022 and 2021, development expenditures of € 46 thousand and € 56 thousand were recognized as expenses in the consolidated statements of profit or loss.

Notes on the impairment test

Development and authorization proceedings contain marketing authorizations in the approval process, which are therefore not yet subject to scheduled amortization and must be reviewed for impairment on an annual basis. For this review, the recoverable amount of each project is determined through its value in use. As a result of this impairment review, eleven projects were fully or partially impaired at a total amount of € 64 thousand.

Within the acquired marketing authorizations and brand names, the product brands Baldriparan®, Formigran®, Spalt® and Kamol® acquired in 2021, including their marketing authorizations, represent significant assets that must be tested for impairment if there is an indication of impairment. Based on past and future sales and margin development, there is no indication of impairment as of 31 December 2022. However, the general development of the cost of capital in the financial year 2022 could be an indication that these assets may be impaired. For this reason, PharmaSGP has performed an impairment test based on updated cost of capital for each of these four assets, each of which representing a cash-generating unit. Despite an increase in the cost of capital – compared to the cost of capital at the acquisition date – the value in use of each asset exceeded its carrying amount, therefore no impairment loss was recognized.

Information on sensitivity:

- In case of a further 2.0 percentage point increase in the discount rate, no impairment would have been required for any of the product brands.
- In case of a revenue shortfall by 5.0 % (relating to each year of the planning period), no impairment expense would have been recognized for any of the product brands.
- A margin shortfall of 5.0 percentage points (relating to each year of the planning period) would not have resulted in an impairment for any of the product brands.

5.2 Property, plant and equipment

Property, plant and equipment have developed as follows:

in € thousand	2022	2021
Acquisition and production costs		
1 January	515	423
Additions	127	94
Disposals	-1	-2
31 December	641	515
Accumulated depreciation and impairment		
1 January	165	54
Additions	112	112
Disposals	-1	-1
31 December	276	165
Carrying amount as of 1 January	350	369
Carrying amount as of 31 December	365	350

As of 31 December 2022 and 31 December 2021, there were no indications for impairment.

5.3 Leases

Right-of-use assets have developed as follows:

in € thousand	Cars	Office space	Total
1 January 2021	31	353	384
Additions	-	125	125
Depreciation expense	-16	-302	-318
31 December 2021	15	176	191
Additions	25	1,419	1,444
Depreciation expense	-19	-407	-426
31 December 2022	21	1,187	1,208

The corresponding lease liabilities have developed as follows:

in € thousand	2022	2021
As of 1 January	194	384
Additions	1,444	125
Payments	-444	-315
thereof from redemption	-418	-315
thereof from interest	-26	0
As of 31 December	1,220	194
thereof current	404	193
thereof non-current	816	1

The additions in the financial year 2022 mainly relate to the new office building in Lochhamer Schlag 1, 82166 Gräfelfing. Expenses relating to short-term leases or low value leases amount to € 3 thousand in 2022 (2021: € 1 thousand).

5.4 Inventories

Inventories consist of raw materials, consumables and finished goods.

in € thousand	31 December 2022	31 December 2021
Raw materials and consumables	589	568
Finished goods	6,413	3,617
Inventories	7,002	4,185

As of 31 December 2022, finished goods include right of return assets relating to existing return rights from customers in the amount of € 34 thousand (31 December 2021: € 36 thousand).

In the financial year 2022, write-downs on inventories of € 447 thousand (2021: € 719 thousand) were recognized in the consolidated statements of profit or loss. In 2022, there were no reversals of write-downs (2021: € 33 thousand).

5.5 Trade and other receivables

Trade and other receivables break down as follows:

in € thousand	31 December 2022	31 December 2021
Trade receivables	7,763	6,486
Other receivables	36	93
Trade and other receivables	7,799	6,579

Trade receivables are in general due within a payment period between 8 and 75 days and bear no interest. There are no limitations of any kind on rights of disposal. All trade receivables are expected to be fully recovered. For materiality reasons, no provisions for impairments are disclosed.

Disclosures on credit risks of trade and other receivables can be found in note 7.

5.6 Other assets

Other assets mainly comprise and deferred expenses and claims arising from indemnification from a legal dispute (see note 5.9).

5.7 Cash and cash equivalents

Cash and cash equivalents represent cash at hand, cash balances at different banks, money market funds and time deposits. The money market funds and time deposits have maturities of a few days, are highly liquid and are subject to only insignificant fluctuations in value. As of 31 December 2022 and 2021, there were no bank overdrafts and no restricted cash.

Notes on the statements of cash flows

The consolidated statements of cash flows were prepared in accordance with IAS 7 "Statements of Cash Flows" and show how the Group's cash and cash equivalents have changed over the reporting period as a result of cash received and paid.

In accordance with IAS 7, cash flows from operating, investing and financing activities are separated according to their origin and utilization. The cash inflows and outflows from operating activities are derived indirectly on the basis of the Group's profit for the period. Cash inflows and outflows from investing and financing activities are derived directly. The amount of cash in the statements of cash flows is equal to the value of cash and cash equivalents reported in the statements of financial position.

The **cash flows from operating activities** are attributable to the profit of the period adjusted for non-cash effects. The main non-cash effects in 2022 are amortization and depreciation of intangible assets, property, plant and equipment and right-of-use assets of € 9,250 thousand in total (2021: 3,573 thousand).

Cash flows from investing activities are primarily attributable to investments in property, plant and equipment as well as intangible assets. After the acquisition of the product brands Baldriparan®, Formigran®, Spalt® und Kamol® in the financial year 2021, cash flows used in investing activities have been reduced significantly.

Cash flows from financing activities in 2022 result mainly from dividend payments and paid interest. Changes in liabilities arising from financing activities reconcile to cash flows from financing activities as follows:

in € thousand	Financial liabilities	Lease liabilities
1 January 2021	-	384
New leases	-	125
Proceeds	182,000	-
Repayment	-97,000	-315
Interest paid	-597	-0
Interest expense	597	0
31 December 2021	85,000	194
New leases	-	1,444
Proceeds	83,515	-
Repayment	-88,000	-418
Interest paid	-1,709	-26
Interest expense	1,912	26
31 December 2021	80,718	1,220

In the financial year 2021, PharmaSGP received a shareholder loan from its majority shareholder FUTRUE in the amount of € 85,000 thousand; the loan was only used for a few days and replaced by bank loans in August 2021. In addition, PharmaSGP received a short-term financing in August 2021 from FUTRUE, that was redeemed in October 2021. In the Annual Report 2021, this transaction was reported on a net basis. According to current estimates, these reporting requirements are not met, so it is now reported on an unnetted basis, which, however, has no effect on the total cash inflow from financing activities.

in € thousand	Presented in consolidated financial statements 2021 (net)	Changed presentation 2021 (gross)
Proceeds from financial liabilities	85,000	182,000
Repayment of financial liabilities	-	-97,000
Repayment of lease liabilities	-315	-315
Interest paid	-643	-643
Cash flows from financing activities	84,042	84,042

These bank loans in the amount of € 85,000 thousand were fully redeemed in 2022 and replaced by a syndicate financing (see note 5.10), generating cash inflows of € 83,515 (net of transaction costs). From this syndicate financing, € 3,000 thousand has already been repaid on schedule in financial year 2022.

5.8 Shareholders' equity

In the financial year 2022, no equity transactions were carried out; share capital and capital reserve amount to € 12,000 thousand and € 38,120 thousand and are unchanged to the prior year. Retained earnings result from earnings carried forward from prior periods, and the dividend payment and the result for the current reporting period. In the financial year 2022, the position accumulated other comprehensive income is presented for the first time. It results from the measurement of interest rate hedges recognized in OCI.

Dividends

As per resolution of the Annual General Meeting held on 15 June 2022, dividend payments of € 5,400 thousand were made in 2022. For the financial year 2022, the Management Board proposes a distribution of € 0.49 per share to the shareholders. This corresponds to a total distribution of € 5,880 thousand or 49.2 % of the Group's profit for the period – disregarding treasury shares. If treasury shares exist at the time of distribution, they are not entitled to dividends. The Annual General Meeting will decide on the final profit distribution.

Authorized capital, conditional capital and authorization of purchasing and selling treasury shares

As of 31 December 2022, the Management Board is authorized to acquire treasury shares of PharmaSGP Holding SE on or prior to 27 May 2025 in an amount of up to 10 % of the share capital of PharmaSGP Holding SE existing at the time of the granting the authorization (28 May 2020) or – if this value is lower – at the time of its exercise. As of 31 December 2022, PharmaSGP Holding SE does not hold any of its own shares, nor does a third party hold any shares of PharmaSGP Holding SE on behalf of, or for the account of, PharmaSGP Holding SE. However, treasury shares were purchased after the balance sheet day. See details in note 12.

As of 31 December 2022, total authorized capital of PharmaSGP Holding SE is € 6,000 thousand, issuable on one or more occasions until 27 May 2025 by issuing new bearer shares with no par value against contributions in cash and / or in kind. In addition, as of 31 December 2022, PharmaSGP Holding SE's conditional capital is € 6,000 thousand or 6,000,000 new bearer shares. It can be used for serving bearer and / or registered convertible bonds and / or option bonds.

5.9 Provisions

Provisions have developed as follows:

in € thousand	Current provisions		Non-current provisions	Total
	Warranty	Others		
1 January 2022	670	338	62	1,070
Additions	161	2,281	104	2,546
Utilization	-143	-119	-	-262
Release of unused amounts	-	-164	-	-164
31 December 2021	688	2,336	166	3,190

The Group is exposed to product liability claims, regulatory action and litigation which could result in a legally required recall of affected products or individual returns of defected products. To reflect this, provisions of warranties are recognized. Other current provisions mainly include expenses for the annual general meeting, outstanding charges for development and authorization proceedings and legal disputes. Non-current provisions are recognized for the long-term variable Management Board compensation.

Legal disputes

Since 23 December 2021, a lawsuit between PharmaSGP as defendant and a former advertising cooperation partner as plaintiff is pending. The plaintiff is basing the claim on an agreement on remunerated advertising services provided in 2015. PharmaSGP GmbH lost the case a first-instance ruling. An appeal against the judgment has been filed. As a result of the judgment, the expected settlement amount of the claim was recognized as a current provision in the financial year 2022. There is a guarantee from a company of the mother group to fully indemnify PharmaSGP against a payment claim in this case. Accordingly, an other asset in the same amount was recognized. Consequently, there is no negative impact on PharmaSGP Group from the judgment.

Apart from the aforementioned litigation, PharmaSGP is not aware of any legal disputes that have a material effect on the Company's financial position or results of operations.

Other financial obligations and financial commitments

As of 31 December 2022, the Group had purchase commitments totaling € 8,180 thousand in respect to suppliers (31 December 2021: € 5,608 thousand). As of 31 December 2022 and 2021, no guarantees have been provided to third parties.

5.10 Financial liabilities

Financial liabilities comprise bank loans. Since 25 August 2021, a bank financing in the amount of € 85,000 thousand had been in place which matured on 15 September 2022. The bank financing was fully redeemed in 2022.

As follow-up financing, a five-year syndicate financing involving four partner banks was finalized on 14 July 2022. Interest is calculated on the basis of a fixed margin plus EURIBOR for the relevant interest period. The margin is within a range of 1.15 % and 2.75 %, depending on the type of usage (Term Loan or Revolving Credit Facility) and PharmaSGP's debt ratio. The debt ratio is calculated as the quotient of net financial debt at the respective reporting date and a profitability ratio for each of the past four quarters. The calculation of net financial debt and the profitability ratio is based on detailed contractual regulations, according to which, among other things, extraordinary, exceptional and prior-period income and expense items are adjusted.

For the follow-up financing, incidental costs of € 1,485 thousand were incurred in the financial year 2022; they are recognized as transaction costs, measured in line with the effective interest rate method and included in the amortized cost of financial liabilities.

To mitigate interest risks from EURIBOR fluctuations, the Group has entered into interest rate hedges. Risks from financial liabilities are outlined in note 7.3.

5.11 Trade payables

Trade payables are recognized for unpaid liabilities for goods and services provided to the Group prior

to the end of the reporting period. Trade payables are unsecured, do not bear interest and fall generally due between 0 and 60 days.

5.12 Other liabilities

Other liabilities break down as follows:

in € thousand	31 December 2022	31 December 2021
VAT and social security	365	440
Accrued out-standing invoices	344	267
Other	472	391
Other liabilities	1,181	1,098

5.13 Other financial liabilities

Other financial liabilities comprise expected refund liabilities from customer contracts (see note 6.1) and a liability from the prolongation of Management Board services (see note 9).

5.14 Income taxes and deferred taxes

The Company's taxable income, whether distributed or retained, is generally subject to German corporate income tax at a uniform rate of 15.0 % for corporate tax and 8.8 % for trade tax plus the solidarity surcharge of 0.8 % thereon, resulting in a total tax rate of 24.6 %. All legal entities within PharmaSGP form a fiscal unit for taxation purposes (ertragsteuerliche Organschaft).

in € thousand	2022	2021
Current income taxes	3,655	3,460
Deferred income taxes	194	56
Income tax expense	3,849	3,516

Tax liabilities result from current income taxes. A reconciliation of income tax expense and the result of multiplying the profit of the period with the domestic tax rate of the Group for the financial years 2022 and 2021 is as follows:

in € thousand	2022	2021
Profit before taxes	15,803	14,206
Expected tax rate	24.6 %	24.6 %
Expected tax expense	3,884	3,491
Non-deductible expenses and financing components	43	17
Current and deferred taxes related to other periods	-76	-5
Other	-2	13
Effective income tax expense	3,849	3,516
Effective tax rate	24.4 %	24.8 %

Deferred taxes break down as follows as of the reporting date:

in € thousand	31 December 2022	31 December 2021
Lease liabilities	300	48
Other assets	165	-
Other	57	15
Deferred tax assets	522	63
Intangible assets	300	278
Right-of-use assets	297	47
Financial liabilities	318	-
Other financial assets	817	-
Other	19	9
Deferred tax liabilities	1,751	334
After netting:		
Deferred tax assets	-	-
Deferred tax liabilities	1,229	271

Changes in deferred tax assets and deferred tax liabilities were recognized entirely as income in the financial year 2021. In the financial year 2022, changes in deferred taxes of € 764 thousand were recognized within other comprehensive income.

As of 31 December 2022, no deferred tax liabilities were recognized on temporary differences of € 2,499

thousand (31 December 2021: € 2,499 thousand) associated with investments in subsidiaries.

6. Notes to the consolidated statements of profit or loss

6.1 Revenues

Revenues are almost exclusively generated from the sale of over-the-counter (OTC) pharmaceuticals and other healthcare products. Disclosures on markets and major customers are made in note 4.

Contract assets as conditional right to consideration for the transfer of goods do not exist. As of 31 December 2022 and 2021, there are no unsatisfied performance obligations or contract liabilities. Refund liabilities from customer contracts are recognized within other current financial liabilities and amount to € 688 thousand as of 31 December 2022 (31 December 2021: € 724 thousand).

6.2 Other operating income

The increase in other operating income compared with the prior year is mainly due to claims for damages.

6.3 Personnel expenses

In 2022, the Group had an average of 83 employees (2021: 75), thereof 66 in full-time (2021: 63) and 17 in part-time (2021: 12). Personnel expenses in the financial years 2022 and 2021 were as follows:

in € thousand	2022	2021
Wages and salaries	5,996	3,950
Social security contributions	916	739
thereof from defined contribution plans	403	334
Personnel expenses	6,912	4,689

Disclosures on share-based compensation expenses are made in note 10.

6.4 Marketing expenses

Due to their absolute amount, marketing expenses are presented in a separate position in the consolidated statements of profit or loss since 2022. The prior

year presentation has been restated accordingly. The restatement has no impact on earnings before interest, taxes, depreciation and amortization (EBITDA).

In the financial year 2022, marketing expenses have increased in line with revenues to € 37,378 thousand (2021: € 30,843 thousand).

6.5 Other operating expenses

Due to their absolute amount, marketing expenses are not presented as part of other operating expenses in the consolidated statements of profit or loss since 2022. Therefore, the prior year position of € 35,869 thousand has been restated to now € 5,026 thousand. The restatement has no impact on earnings before interest, taxes, depreciation and amortization (EBITDA).

Other operating expenses comprise expenses incurred from legal and consulting, third-party services, quality control, audit and financial closing, expenses for returns from warranties, travel expenses, product development and diverse other expenses.

6.6 Finance income and expenses

Using the effective interest method, interest is recognized as income or expense in the period in which it is incurred.

in € thousand	2022	2021
Interest income	47	-
Income from the ineffective portion of cash flow hedges	214	-
Other finance income	47	-
Finance income	308	-
Interest expenses	2,007	642
Other finance expenses	181	71
Finance expenses	2,188	713

Interest income mainly comprises interest on time deposits and interest from tax deposits. Cash flow hedges are outlined in note 7.1. Other interest and finance income mainly relates to gains from money market funds.

Interest expenses result from financial liabilities, lease liabilities and negative interest on cash balances. Other finance expenses mainly comprise fees incurred from financing activities.

6.7 Earnings per share

Basic earnings per share are computed by dividing profit for the period attributable to the ordinary shareholders of SGP SE by the number of weighted average outstanding shares of SGP SE.

	2022	2021
Profit for the period (in € thousand)	11,954	10,690
Number of shares	12,000,000	12,000,000
Basic and diluted earnings per share (in €)	1.00	0.89

There are no effects from dilution.

7. Financial instruments and financial risk management

7.1 Disclosures on financial instruments

The following table shows the carrying amounts and fair values of the financial assets and financial liabilities (except for lease liabilities) and the allocation of financial statement positions to the measurement categories:

in € thousand	31 December 2022		31 December 2021	
	Carrying amount	Fair value	Carrying amount	Fair value
Derivatives in a hedging relationship				
Other non-current financial assets (interest rate hedges)	2,084	2,084	-	-
Other current financial assets (interest rate hedges)	1,240	1,240	-	-
	3,324	3,324	-	-
Financial assets measured at fair value through profit or loss:				
Cash and cash equivalents (money market funds)	19,906	19,906	2,083	2,083
	19,906	19,906	2,083	2,083
Financial assets measured at amortized cost (debt instruments):				
Trade and other receivables	7,799	7,799	6,579	6,579
Cash and cash equivalents (other than money market funds)	12,736	12,736	18,741	18,741
	20,535	20,535	25,320	25,320
Total	43,765	43,765	27,403	27,403
thereof current	41,681	41,681	27,403	27,403
thereof non-current	2,084	2,084	-	-
Financial liabilities measured at amortized cost:				
Financial liabilities	80,718	86,101	85,000	85,000
Trade payables	8,786	8,786	4,519	4,519
Other financial liabilities	1,688	1,688	724	724
Total	91,192	96,575	90,243	90,243
thereof current	18,133	22,500	90,243	90,243
thereof non-current	73,059	74,075	-	-

Relating to financial liabilities, there are no financial liabilities measured at fair value as of 31 December 2021 and 2020.

Due to their short-term nature, the carrying amounts of all current financial assets, trade payables and other financial liabilities approximate their fair value.

Interest rate derivatives in the form of interest rate swaps are measured using yield curves prevailing at the balance sheet date by discounting the future cash flows.

Disclosures on fair value measurement

Money market funds reported within cash and cash equivalents are measured at fair value using market prices for identical assets in accessible markets. This corresponds to level 1 in the fair value hierarchy.

Derivatives recognized as other financial assets are measured using the discounted cash flow method. For this purpose, future cash flows are determined on the basis of forward interest rates derived from observable yield curves at the balance sheet date and contracted interest rates. Discounting is performed using an interest rate that takes into account the credit risk of the various counterparties. This corresponds to level 2 in the fair value hierarchy.

The fair value of the financial liabilities is based on discounted cash flows, using the current market interest rate for such borrowings of comparable companies. They are classified within level 3 of the fair value hierarchy due to the use of unobservable inputs.

Reclassifications within and out of the fair value hierarchy levels are generally made at the end of the reporting period. There were no reclassifications within the respective levels in the reporting period.

Gains and losses from financial instruments

Gains and losses from financial instruments are recognized as finance income or finance expenses. Net gains and losses per category are as follows:

in € thousand	2022	2021
Financial assets measured at fair value through profit or loss	45	0
Financial assets measured at amortized cost (debt instruments)	-40	-45
Financial liabilities measured at amortized cost	-1,912	-592

Gains from financial assets measured at fair value through profit or loss result from price gains. Net losses from financial assets measured at amortized cost contain negative interest on cash deposits as well as interest gains on time deposits. Losses from financial liabilities measured at amortized cost result from interest on bank loans.

Total interest gains and losses are as follows:

in € thousand	2022	2021
Financial assets measured at amortized cost (debt instruments)		
Interest gains	30	-
Interest losses	-70	-45
Financial liabilities measured at amortized cost		
Interest gains	-	-
Interest losses	-1,912	-592

Hedge accounting disclosures

The Group has for the first time entered into interest rate hedges in the form of interest rate payer swaps with an initial nominal volume of € 82,000 thousand to hedge the interest rate risk arising from the new syndicate financing entered into in 2022. Under the interest rate swaps, the Group pays an average fixed interest rate of 1.95 %. The syndicated financing has a term until 30 June 2027 with a semi-annual instalments of € 4 million. The concluded interest rate swaps correspond to the hedged item at the time of designation with regard to the nominal volume, the variable interest rate, the payment dates and the term; and therefore ensure a hedge of the interest rate risk of the hedged item. Ineffectiveness from the hedging relationship may arise from the fact that the interest rate of the syndicate financing cannot become negative, as well as from a possible change in the credit risk of the interest rate swap. This interest rate cap is not present in the hedging transactions. The fair value of the interest rate hedges is recognized as other non-current financial asset if the remaining term of the individual interest payment dates is more than twelve months. It is recognized as other current financial asset if the remaining term of the individual interest payment dates is less than twelve months. The fair value of the derivatives amounts to € 3,324 thousand as of 31 December 2022. The effective portion of changes in the fair value of derivatives is recognized in other comprehensive income. The gain or loss relating to the ineffective portion is recognized directly in the financial result.

The effectiveness of the hedging relationship is determined at the commencement of the hedging relationship and through regular prospective assessments using the dollar offset method with the formation of a hypothetical derivative to ensure that there is an economic relationship between the hedged item and the hedging transaction. The interest rate hedges entered into in 2022 resulted in an ineffective change in value of € 214 thousand as of 31 December 2022, which was recognized as financial income. This is based on a change in value of the hypothetical derivatives used to determine the ineffectiveness amounting to € -3,147 thousand. The change in value of the hedging transactions used to determine ineffectiveness amounted to € 3,324 thousand. The remaining effective change in value of the interest rate hedging transactions amounting to € 3,110 thousand was recognized in other comprehensive income. There were no reclassifications. The reserve for cash flow hedges at the balance sheet date amounts to € 3,110 thousand before deferred taxes and exclusively comprises the interest rate hedge described here.

7.2 Capital management

In the mid-term perspective, PharmaSGP's capital management aims at financing the Company's growth strategy and thus to ensure the long-term ability to distribute dividends to shareholders and the continued existence of the Company. Further focal points are the financing of potential acquisitions in line with the growth strategy, the general reduction of financing costs, the compliance with covenant restrictions and the optimization of capital-intensive net working capital.

The Group's equity has further increased as a result of the positive earnings in the financial year 2022 and despite a dividend payment. Accordingly, the Group's equity ratio has increased from 19.3 % as of 31 December 2021 to 24.1 % as of 31 December 2022.

The syndicate loan is subject to covenant restrictions under which the outstanding loan amount may be called in if a certain debt ratio is exceeded (see note 5.10).

PharmaSGP defines working capital as the sum of inventories, trade and other receivables as well as other assets, less trade payables and other liabilities. For the purpose of actively managing its working capital, PharmaSGP uses detailed rolling forecasts for optimal stock levels. The Group aims at balanced payment terms towards suppliers and customers.

7.3 Financial risk management

Establishment and oversight over the Group's financial risk management is the responsibility of the Management Board who prescribes principles for the cross-functional risk management. Since the financial year 2020, the Group has had a Risk Coordinator who identifies and assesses financial risks in close cooperation with the Group's operating units.

Appropriate policies to identify and analyze the risks the Group faces and controls to monitor those risks have been established. The risk management policies are reviewed regularly to incorporate changes to the Group's activities and in market conditions aiming at maintaining a working control environment where everyone understands their role and responsibilities.

Relating to financial instruments, the Group may be exposed to market price risks, liquidity risks and credit risks.

Market price risk

Changes in market prices, such as foreign exchange rates or interest rates can affect the Group's net income or the value of financial instruments held by the Group, and are summarized as market price risk. These risks are managed on a centralized basis in order to control exposure to market price risks within acceptable parameters and while optimizing returns.

Foreign currency risk

Currency risk is one major market risk factor when transactions are not denominated in the functional currency, because of potentially unfavorable currency exchange rates. Since the Group mainly operates in Euro countries, and all entities have the same functional currency, the Group is not significantly exposed to exchange rates fluctuations with respect to its transactions.

Interest rate risk

Interest rate risk is a risk factor associated with interest-bearing financial instruments and includes the effect of positive or negative interest rate changes on profit, cash flows or equity.

In connection with the syndicate financing raised in 2022, the Group has entered into interest rate hedges to hedge interest rate risks arising from EURIBOR fluctuations.

The interest rate derivatives concluded as part of hedge accounting are subject to an interest rate risk. A change in EURIBOR of +100 basis points would have led to an increase in equity of € 2,358 thousand and an increase in earnings of € 42 thousand (excluding deferred taxes). A 100 basis points lower EURIBOR would have led to a € 2,333 thousand lower equity and a € 179 thousand lower result (excluding deferred taxes).

As in the prior year, the Group's cash at banks is subject to variable interest rates. Due to negative interest rates, the Group recognized interest expenses in the amount of € 70 thousand in 2022 (2021: € 45 thousand).

Liquidity risk

Liquidity risk is the risk that the Group will encounter difficulty in meeting the obligations associated with its financial liabilities that are settled by delivering cash or other financial assets. Financial liabilities exposed to liquidity risks include mainly bank loans, trade payables as well as lease liabilities.

The following table shows undiscounted contractually agreed future cash outflows from financial liabilities (maturity analysis) as of 31 December 2022:

in € thousand	Less than 3 months	3 to 12 months	1 to 5 years	More than 5 years
Financial liabilities ⁵⁾	819	11,435	84,485	-
Lease liabilities	110	328	843	-
Trade payables	8,764	22	-	-
Other financial liabilities	1,172	516	-	-
	10,865	12,301	85,328	-

5) The presented payments for interest and redemption of financial liabilities does not include offsetting cash flows from interest hedges.

Maturity analysis as of 31 December 2021:

in € thousand	Less than 3 months	3 to 12 months	1 to 5 years	More than 5 years
Financial liabilities	-	85,000	-	-
Lease liabilities	80	113	1	-
Trade payables	4,519	-	-	-
Other financial liabilities	181	543	-	-
	4,780	85,656	1	-

Credit risk

Credit risk is the risk of financial loss to the Group if a customer or counterparty to a financial instrument fails to meet its contractual obligations. The credit risk comprises both the immediate default risk and

the danger of a decline in the customer's creditworthiness. The Group's exposure to credit risk corresponds to trade receivables, other receivables and cash and cash equivalents.

Compared with the other financial assets, default risks are most likely to exist for trade receivables, which, however, were almost zero in the past. To maintain the low credit default risk based on historical evidence, the Group assesses the default risk for new customers with a significant order volume. For all customers, a regular monitoring process has been established to track and manage open balances.

Credit risks arising from cash and cash-equivalents are monitored directly on Group level. Counterparties for cash and cash-equivalent transactions are limited to financial institutions with strong credit ratings. The creditworthiness of these financial institutions is monitored on a regular basis. The Group considers that its cash and cash equivalents have low credit risk based on the external credit ratings of the counterparties.

Default risks from other financial instruments are also immaterial. Therefore, no loss allowance was recognized for other financial instruments.

in € thousand	Trade receivables	
	as of 31 December 2022	as of 31 December 2021
Not overdue	7,726	6,391
Overdue		
< 30 days	11	58
30-90 days	8	8
More than 90 days	18	29

8. Related party disclosures

Related parties in accordance with IAS 24 "Related Party Disclosures" are those legal entities, other than entities that are already included in the consolidated financial statements, and natural persons which can be materially influenced by or are able to influence the Group.

Pursuant to the principles in IAS 24, key management personnel are able to materially influence the Group and therefore qualify as related parties. In addition, FUTRUE and MVH Beteiligungs- und Beratungs-GmbH (hereinafter referred to as „MVH“) are shareholders of SGP SE and thus have a significant influence on the Group. FUTRUE and MVH are controlled by the Supervisory Board members Dr. Clemens Fischer and Madlena Hohlefeldler. A voting agreement has been in place between FUTRUE and MVH since 13 May 2020, pursuant to which both parties have committed to exercise their voting rights at general meetings on a uniform basis.

FUTRUE is the parent company of PharmaSGP Holding SE. Therefore, SGP SE together with its subsidiaries is included in the consolidated financial statements of FUTRUE. FUTRUE is controlled by Dr. Clemens Fischer, who therefore qualifies as ultimate controlling party.

Transactions with key management personnel

Key management personnel are those persons having authority and responsibility for planning, directing and controlling the activities of PharmaSGP. PharmaSGP identified the members of the Management Board and Supervisory Board of SGP SE as key management personnel thus as related parties. The composition and remuneration of the corporate boards are outlined in note 9.

Except for the remuneration of the Management Board and Supervisory Board, there were no other transactions with key management personnel or their close family members in 2022. No loans, guarantees or collaterals were provided.

Transactions with FUTRUE and MVH

In the financial year 2022, the Group received media services, IT services and other services based on the existing service agreements between the PharmaSGP and FUTRUE Group. No M&A consulting services were requested in 2022.

The summarized transactions and balances with FUTRUE and other entities of the FUTRUE Group are as follows:

in € thousand	2022	2021
Reimbursements received from		
FUTRUE	82	-
	82	-
Purchase of services and fixed assets from		
FUTRUE	124	404
FUTRUE Group	36,689	30,649
	36,813	31,053
Interest expense on loans received from		
FUTRUE	-	114
	-	114

in € thousand	31 December 2022	31 December 2021
Amounts owed to		
FUTRUE	5	374
FUTRUE Group	7,086	2,005
	7,091	2,379

The interest paid to FUTRUE in 2021 originates from two short-term loans granted in the amount of € 85,000 thousand from 26 to 28 August 2021, and in the amount of € 12,000 thousand from 26 August to 18 October 2021. No loans were granted by FUTRUE in fiscal year 2022.

As of 31 December 2022, there were no loans owed to or receivables owed by FUTRUE or other entities of FUTRUE Group. There is a claim under a guarantee to a company of the parent group covering an obligation of the company in the amount of € 2.1 million. The expected claim is recognized as other asset. In the financial year 2022, transactions with MVH were immaterial.

Transactions between SGP SE and its subsidiaries

SGP SE is the holding company of the Group. Effective 1 July 2020, domination and profit and loss transfer agreements were entered into between SGP SE and the operating companies PharmaSGP GmbH, Restaxil GmbH and Remitan GmbH; and additionally since 22 April 2021 with the subsidiary PharmaSGP Vertriebs GmbH. Together with its subsidiaries, SGP SE constitutes a fiscal unit for income tax and VAT purposes (ertragsteuerliche und umsatzsteuerliche Organschaft).

In 2022, intragroup profits or losses of € 18,356 thousand were transferred from those contracts (2021: € 15,974 thousand).

Furthermore on 26 August 2021, SGP SE granted its subsidiary PharmaSGP GmbH a loan with a residual value of € 85,000 thousand as of 31 December 2022. From this loan, intragroup interest of € 1,817 thousand were incurred in 2022 (2021: € 592 thousand).

9. Corporate boards and remuneration

Management Board

Name	Responsibilities
Natalie Weigand Chief Executive Officer (CEO)	Marketing, sales & distribution, procurement, quality management & regulatory affairs
Michael Rudolf Chief Financial Officer (CFO)	Finance, controlling, business development, operations, legal & compliance, human resources and information technology

Ms. Weigand and Mr. Rudolf do not have other mandates as members of supervisory boards or other controlling bodies pursuant to Sec. 125 AktG (German Stock Corporation Law).

Supervisory Board

Name	Responsibilities
Dr. Clemens Fischer Head of the Supervisory Board	Chief Executive Officer (CEO) at FUTRUE Group
Madlena Hohlefeldler Deputy head of the Supervisory Board	Chief Strategy Officer (CSO) at FUTRUE Group
Dr. Axel Rebien	Chief Financial Officer (CFO) at Serrala Group

The members of the Supervisory Board do not have other mandates as members of supervisory boards or other controlling bodies pursuant to Sec. 125 AktG (German Stock Corporation Law).

Remuneration

The basic principles of the remuneration system for members of the Management Board and Supervisory Board can be downloaded at <https://ir.pharmasgp.com>.

Members of the Supervisory Board receive a fixed remuneration of € 50 thousand. For the head of the Supervisory Board, the fixed remuneration amounts to € 90 thousand and for the deputy head of the Supervisory Board to € 70 thousand. The head of the Supervisory Board, Dr. Clemens Fischer, and the deputy head, Madlena Hohlefeldler, have waived their remuneration until further notice. In the financial year 2022, expenses for Supervisory Board remuneration of € 50 thousand have been incurred (2021: € 50 thousand).

The total **Management Board remuneration** pursuant to Sec. 314 (6a) HGB was € 904 thousand in 2022 (prior year: € 823 thousand). In addition to a fixed remuneration, fringe benefits and a short-term variable compensation, total Management Board remunera-

tion includes in 2022 € 315 thousand from the total fair value of the long-term Management Board compensation granted in 2022 for the years 2022-2025 (2021: € 315 thousand from the total fair value of the long-term Management Board compensation granted in 2021 for the years 2021-2024). The long-term Management Board compensation granted in 2022 equals 12,794 Performance Share Units (PSUs).

The total **Management Board compensation** pursuant to IAS 24.17 was € 1,693 thousand in 2022 and € 529 thousand in 2021 and breaks down as follows:

in € thousand	2022	2021
Short-term employee benefits	1,589	508
Share-based compensation	104	21
	1,693	529

Short-term employee benefits comprise a fixed remuneration, fringe benefits and a short-term variable remuneration. In addition, the short-term employee benefits include in 2022 a one-time additional compensation for the extension of the Management Board activities for the Company in the amount of € 500 thousand per Management Board member. The compensation was fully earned and paid out in the first quarter of 2023. As of 31 December 2022, there is a corresponding other financial liability in the same amount.

Fringe benefits include social security contributions, benefits in kind, and compensation for vacation days not taken. Also included is the lump-sum energy payment due in 2022.

The short-term variable remuneration 2022 is structured as an annual bonus and depends on the business development of PharmaSGP Holding SE and its subsidiaries and comprises both financial (Group EBITDA, Group revenues) and non-financial target criteria. The target value for the Group EBITDA for the financial year 2022 was € 26.0 million (2021: € 21.4 million) and for the Group revenues € 80.5 million (2021: € 69.8 million). Overall target achievement in the financial year 2022 was 100 % for both the financial and the non-financial criteria, and the members of the Management Board were accordingly granted short-term variable compensation of € 50 thousand each. There is a liability in the same amount as of 31 December 31 2022. In the financial year 2021, these target criteria were not achieved and accordingly no short-term variable compensation was granted.

Disclosures on share-based compensation

To align the interests of the members of the Management Board with those of other stakeholders of the Company, the long-term variable compensation is granted in the form of virtual performance shares units ("PSUs"), which are awarded to each member of the Management Board.

The long-term variable compensation is granted in annual tranches for a performance period of four years. The number of PSUs to be granted to each member of the Management Board per annum corresponds to the quotient of (i) a target value, divided by (ii) the volume weighted average share price of the Company in Xetra trading during the last 30 trading days before the commencement of the respective performance period.

- The target value for the PSUs granted in the financial year 2020 amounts to € 275 thousand per Management Board member. The performance period ended at the end of 2022. The target criteria were not met, therefore no long-term variable compensation was granted under this plan.
- The target values for the PSUs granted in the financial year 2021 amount to € 55 thousand and € 260 thousand, depending on the Management Board position. The performance period is four years. 25 % of each tranche of PSUs vests for each year over the performance period.
- The target values for the PSUs granted in the financial year 2022 amount to € 55 thousand and € 260 thousand, depending on the Management Board position. The performance period is four years. 25 % of each tranche of PSUs vests for each year over the performance period.

Such PSUs are subject to good leaver and bad leaver provisions, which may result in PSUs being forfeit. The final number of vested PSUs depends on the achievement of three performance targets, comprising targets on profitability, share price development and acquisition targets.

To determine the final long-term variable compensation claims of the members of the Management Board at the end of each performance period, the number of vested PSUs after such period is multiplied by the volume weighted average share price of the Company in Xetra trading during the last 30 trading days before the end of the relevant performance period, plus any dividends paid during such period. For purposes of calculating the compensa-

tion claims, this share price adjusted for dividends is capped at 150 % of the share price used to calculate the number of PSUs at the beginning of the respective performance period. Once these compensation claims have been determined, the Company can elect whether it will settle these claims in cash or by providing treasury shares, with such shares being valued at the volume weighted average share price of the Company in Xetra trading during the last 30 trading days before the end of the relevant performance period. Currently, PharmaSGP expects a cash settlement.

The liability for the vested PSUs is measured at the end of each reporting period until settled, at the fair value of the PSUs, by applying a Monte Carlo simulation, taking into account the terms and conditions on which the PSUs were granted, and the extent to which the members of the Management Board have succeeded to date. The following inputs were applied for the fair value determination as of 31 December 2022:

- Accomplished performance targets and expected future target fulfilments
- Risk-free interest rate: 2.46 % to 2.57 % (31. December 2021: -0.74 % to -0.65 %)
- Expected average dividend yield: 3.6 % to 3.7 % (31 December 2021: 2.3 % to 2.5 %)
- Expected volatility: 30.7 % (31 December 2021: 27.3 %)

The total expense from the long-term variable compensation is recognized ratably over the performance period, under consideration of the above-mentioned input data. The carrying amount of the liability relating to PSUs at 31 December 2022 was € 166 thousand (31 December 2021: € 62 thousand). The expense recognized in the financial year 2022 is € 104 thousand (2021: € 21 thousand.)

10. Audit fees

The table below shows the auditor's fee charged by PricewaterhouseCoopers GmbH Wirtschaftsprüfungsgesellschaft, Munich, in the financial year 2022 and Ernst & Young GmbH Wirtschaftsprüfungsgesellschaft (EY), Munich, in the financial year 2021:

in € thousand	2022	2021
Audit services	185	200
Other assurance services	7	-
Tax advisory services	-	-
Other services	10	-
Total fee	202	200

Audit fees relate to the audit of the consolidated financial statements of SGP SE and the audit of financial statements of German Group entities.

Other assurance services comprise confirmations to third parties. Other services comprise consulting fees.

11. Corporate governance declaration

PharmaSGP Holding SE has submitted the declaration of compliance with the German Corporate Governance Code required by Sec. 161 AktG and made it available to its shareholders on the website <https://ir.pharmasgp.com/en/>.

12. Events after the reporting date

The Management Board of SGP SE has decided on 3 January 2023, with the approval of the Supervisory Board, utilizing the authorization of the General Meeting of 28 May 2020, to buy-back up to a maximum of 60,000 shares of the Company at a total maximum aggregate purchase price without ancillary costs of up to € 1.5 million. The buyback program started on 4 January 2023 and shall terminate at the end of 3 July 2023 at the latest. Until 31 March 2023, a total of 5,357 share were purchased.

Gräfelfing, 25 April 2023

Natalie Weigand
(CEO)

Michael Rudolf
(CFO)



Other Information

Responsibility Statement	86
Remuneration Report for the Financial Year 2021	87
Independent auditor's report	91
Imprint	98

Responsibility Statement

To the best of our knowledge, and in accordance with the applicable reporting principles, the consolidated financial statements give a true and fair view of the net assets, financial position and profit or loss of the Group, and the combined management report includes a fair review of the development and performance of the business and the position of the Company and the Group, together with a description of the material op-

portunities and risks associated with the expected development of the Company and the Group.

Gräfelfing, 25 April 2023

Natalie Weigand
(CEO)

Michael Rudolf
(CFO)

Remuneration Report for the Financial Year 2022

The following remuneration report has been prepared in accordance with the requirements of Sec. 162 German Stock Corporation Act (AktG) and presents the remuneration granted or owed to the members of the Management Board and the Supervisory Board of PharmaSGP Holding SE for the respective financial year. The term "granted" and "owed" remuneration comprises the remuneration for which the underlying activity has been fully performed as of the end of the financial year 2022.

The remuneration report was formally audited by PricewaterhouseCoopers GmbH Wirtschaftsprüfungsgesellschaft in accordance with Sec. 162 (3) AktG. The remuneration report and the audit opinion are published on PharmaSGP Holding SE's website (<https://ir.pharmasgp.com>).

The remuneration report for the financial year 2021 was presented to the Annual General Meeting on 15 June 2022, which approved it with an approval rate of 93.26 %. Against the background of this positive result, the transparent reporting practice was also maintained for the 2022 financial year.

1. Outline of the remuneration system

The remuneration system for the members of the Management Board was approved by the Annual General Meeting on 24 June 2021. Also the remuneration for members of the Supervisory Board was approved by the Annual General Meeting on 24 June 2021. Descriptions of the remuneration systems can be downloaded at <https://ir.pharmasgp.com>.

2. Remuneration of the Supervisory Board

The members of the Supervisory Board of PharmaSGP Holding SE receive a fixed remuneration of € 50 thousand for each full financial year of their membership in the Supervisory Board. For the head of the Supervisory Board, the fixed remuneration amounts to € 90 thousand and for the deputy head of the Supervisory Board € 70 thousand.

In addition to their fixed compensation, Supervisory Board members are entitled to reimbursement of expenses incurred in connection with the performance of their Supervisory Board duties. The Company also reimburses the members of the Supervisory Board for value-added tax on their remuneration and expenses. PharmaSGP Holding SE also grants a D&O insurance to the members of the Supervisory Board.

The head of the Supervisory Board, Dr. Clemens Fischer, and the deputy head, Madlena Hohlefelder, have waived their remuneration until further notice.

The remuneration granted to Supervisory Board member Dr. Axel Rebien in the financial year 2022 amounts to € 50 thousand.

3. Remuneration of the Management Board

Non-performance-related compensation

The members of the Management Board receive a fixed compensation paid in twelve equal installments as a monthly salary. Fringe benefits include social security contributions, benefits in kind and compensation for unused vacation days. The members of the Management Board have not been granted any company-funded commitments for a company pension.

Performance-related remuneration

The performance-related remuneration of PharmaSGP Holding SE consists of a short-term variable remuneration (annual bonus) and a long-term variable remuneration (Performance Share Plan). When defining the target values, the Supervisory Board ensures that the variable remuneration is designed for the sustainable and long-term development of the company and that the predominant multi-year nature of the variable remuneration required by the German Stock Corporation Act and the German Corporate Governance Code is fulfilled.

Short-term variable remuneration

The short-term variable remuneration 2022 is structured as an annual bonus and corresponds to the re-

muneration system approved by the Annual General Meeting of PharmaSGP Holding SE.

The short-term variable remuneration depends on development of the financial year of PharmaSGP Holding SE and its subsidiaries and comprises both financial and non-financial target criteria. The respective target criteria are defined individually for each member of the Management Board by the Supervisory Board at the beginning of the fiscal year.

For the financial year 2022, the Supervisory Board has defined Group EBITDA¹ and Group revenues of the PharmaSGP Group as financial success parameters. The strengthening of the second management level and the introduction of flexible workspaces were defined as a non-financial success parameter in the area of ESG.

Group EBITDA is a key earnings indicator of the PharmaSGP Group, which can be used to show the operating development – also on an internationally comparable basis. The target value for Group EBITDA for the financial year 2022 was € 26.0 million. Group revenues are the key indicator for measuring the Group's business volume. The target value for the Group revenues was € 80.5 million for the financial year 2022.

The target values for Group EBITDA and Group revenues, which also serve as minimum thresholds, were achieved in the financial 2022. The ESG targets include the expansion of expertise and diversity at management level and the introduction of flexible workplaces and were also achieved. Overall achievement of the ESG targets and thus also the overall target achievement was 100 %. Accordingly, the Management Board members were granted a short-term variable compensation of € 50 thousand each.

Long-term variable compensation

In order to align the interests of the members of the Management Board with those of the shareholders of the Company, the members of the Management Board were granted a long-term variable compensation (Performance Share Plan) in the form of virtual performance share units ("PSUs"). It corresponds to the compensation system approved by the Annual General Meeting of PharmaSGP Holding SE and is outlined as follows:



The long-term variable compensation is granted in annual tranches for a performance period of four years. In this context, 25 % of each tranche of PSUs is earned per year of the performance period (vesting). The annual number of PSUs granted to Management Board members is equal to the quotient of (i) a target value divided by (ii) the weighted average Xetra share price of the Company in the last 30 trading days before the start of the respective performance period.

The PSUs are subject to the usual good leaver and bad leaver provisions, which may lead to a forfeiture of the PSUs. The final number of vested PSUs depends on the achievement of three target criteria, which include profitability targets, share price targets and M&A targets, each with a limitation (cap). The targets for the 2022 tranche are: Group EBITDA, the relative share price return compared to the STOXX Europe Total Market Pharmaceuticals, and an M&A target.

For Group EBITDA, the Supervisory Board defines an annual target within the first four months of the respective financial year. The overall target achievement is then calculated as the average of the annual target achievement levels during the four-year performance period.

The relative share price return is measured by comparing the percentage change in the Company's share price during the performance period with the percentage change in the benchmark index. Dividends paid during the performance period are included in the calculation of the share price or index level at the end of the performance period. Target

achievement is deemed to be 100 % if the percentage change in the share price corresponds to the percentage change in the benchmark index.

For the M&A target, there is a predetermined target of a certain total number of business acquisitions within the performance period, each of which must meet requirements set by the Supervisory Board.

To determine the Management Board members' final long-term variable compensation entitlement at the end of the performance period, the number of PSUs earned after the end of the period is multiplied by the weighted average Xetra share price of the Company in the last 30 trading days before the end of the respective performance period, plus any dividends paid in this period. For the calculation of the compensation entitlement, the share price adjusted for dividends is limited to a maximum of 150 % of the share price on the basis of which the number of PSUs granted to the Management Board members was determined at the beginning of the performance period.

After the determination of the compensation entitlements, the Company has the option to settle the entitlements in cash or with treasury shares, which in turn are valued at the weighted average Xetra share price of the Company during the last 30 trading days prior to the end of the relevant performance period. Currently, PharmaSGP Holding SE assumes a settlement in cash.

The 2020 tranche of the Performance Share Plan ended at the end of the financial year 2022. In contrast to the 2022 tranche, the Supervisory Board had decided to determine a performance period of three years for the 2020 tranche. The calculation logic of the Performance Share Plan was otherwise basically the same as for the 2022 tranche. The final number of the vested PSUs depended on the achievement of three target criteria, comprising profitability targets, share price targets and M&A targets. More details can be found in the Annual Report 2020. The target criteria were not achieved, therefore no long-term variable compensation was granted under this plan.

The achievement of targets for the tranche of the Performance Share Plan allocated for 2022 will be reported after the end of its performance period.

Target compensation for the financial year 2022

The target compensation planned for financial year 2022 for members of the Management Board of PharmaSGP Holding SE is as follows:

	Natalie Weigand		Michael Rudolf	
	Member since	4 March 2020	4 March 2020	
	in € thousand	in %	in € thousand	in %
Non-performance-related compensation				
Fixed compensation	250		200	
Fringe benefits ²	14		21	
Total non-performance-related compensation	264	72 %	221	42 %
Performance-related compensation				
Annual bonus 2022	50		50	
Performance Share Plan (2022-2025)	55		260	
Total performance-related compensation	105	28 %	310	58 %
Total compensation	369	100 %	531	100 %

Granted and owed compensation

The granted and owed compensation to members of the Management Board of PharmaSGP Holding SE or its subsidiaries in the financial year 2021 breaks down as follows:

	Natalie Weigand		Michael Rudolf	
	Member since	4 March 2020	4 March 2020	
	in € thousand	in %	in € thousand	in %
Non-performance-related compensation				
Fixed compensation	250		200	
Fringe benefits	14		24 ³	
Total non-performance-related compensation	264	84 %	224	82 %
Performance-related compensation				
Annual bonus 2022	50		50	
Performance Share Plan (2020-2022)	-		-	
Total performance-related compensation	50	16 %	50	18 %
Total compensation	314	100 %	274	100 %

¹ For the determination of the Group EBITDA, the Supervisory Board usually applies the externally reported adjusted EBITA as a basis.

² The fringe benefits for Ms. Weigand include employer contributions to social security. The fringe benefits for Mr. Rudolf include employer contributions to social security and benefits in kind in the form of a company car.

³ Mr. Rudolf received in addition a compensation payment for vacation days not taken.

Compensation for the extension of Management Board activities

In the financial year 2022, a one-time additional compensation for the extension of the Management Board activities in the amount of € 500 thousand per Management Board member was agreed. The compensation was fully earned and paid out in the first quarter of 2023.

Third-party compensation

In the financial year 2022, the members of the Management Board were not granted any compensation from third parties. In the event of a change-of-control situation, the members of the Management Board were each promised a compensation by the two majority shareholders.

4. Other disclosures

Deviations from the compensation system

The Supervisory Board is authorized to deviate temporarily from the compensation system if this is necessary in the interest of the long-term performance of the Company. No deviation was made with regard to the compensation granted for the financial year 2022.

Maximum compensation

To ensure compliance with the maximum compensation of € 1.5 million provided for in the compensation system approved by the Annual General Meeting, all variable compensation components include a contractually fixed maximum amount. The compensation components are regularly reviewed by the Supervisory Board.

The total amount of compensation paid out for the financial year 2022 cannot be determined until the Performance Share Plan 2022-2024 has expired. However, it can already be ruled out that the maximum compensation under Art. 87 par. 1 sentence 2 no. 1 will be exceeded, as even if the Performance Share Plan pays out 256 % of the target amount (cap) the total of all compensation components would be below the maximum compensation.

Malus/clawback

The Supervisory Board saw no reason to reclaim or reduce variable compensation components in the financial year 2022.

5. Comparative presentation

The comparative presentation of the annual change in the compensation granted and owed to the Management Board and the Supervisory Board, the development of the Company's earnings and the average compensation of employees on a full-time equivalent basis is as follows:

Change compared to the prior year in %	2022 vs. 2021	2021 vs. 2020
Total compensation of current Management Board members		
Natalie Weigand	+16 %	+6 %
Michael Rudolf	+16 %	+14 %
Total compensation of current Supervisory Board members		
Dr. Clemens Fischer ⁴	+/-0 %	+/-0 %
Madlena Hohlefeldler ⁴	+/-0 %	+/-0 %
Dr. Axel Rebien	+/-0 %	+/-0 %
Earnings development of the Company		
Annual profit of PharmaSGP Holding SE (HGB; German Commercial Law)	+5 %	+300 %
Adjusted EBITDA of PharmaSGP Group ⁵	+45 %	+14 %
Employee compensation		
Average employee compensation ⁶	+12 %	+2 %

⁴ Dr. Clemens Fischer and Madlena Hohlefeldler, have waived their remuneration until further notice.

⁵ PharmaSGP Group consists of PharmaSGP Holding SE and its subsidiaries PharmaSGP GmbH, Remitan GmbH, Restaxil GmbH and PharmaSGP Vertriebs GmbH. The calculation of adjusted EBITDA is based on the IFRS consolidated financial statements of PharmaSGP Group and is outlined in the combined management report.

⁶ These disclosures relate to all employees of PharmaSGP Group.

The following copy of the auditor's report also includes a "Report on the Assurance in Accordance with § 317 (3a) HGB on the Electronic Reproduction of the Financial Statements and the Management Report Prepared for Publication Purposes" ("sepa-

rate report on ESEF compliance"). The subject matter (ESEF documents) to which the separate report on ESEF compliance relates is not attached. The assured ESEF documents can be inspected in, or retrieved from, the Federal Gazette.

Independent Auditor's Report

To PharmaSGP Holding SE, Gräfelfing

Report on the Audit of the Consolidated Financial Statements and of the Group Management Report

Audit Opinions

We have audited the consolidated financial statements of PharmaSGP Holding SE, Gräfelfing, and its subsidiaries (the Group), which comprise the consolidated statement of financial position as at December 31, 2022, and the consolidated statement of comprehensive income, consolidated statement of profit or loss, consolidated statement of changes in equity and consolidated statement of cash flows for the financial year from January 1 to December 31, 2022, and notes to the consolidated financial statements, including a summary of significant accounting policies. In addition, we have audited the group management report of PharmaSGP Holding SE, which is combined with the Company's management report, for the financial year from January 1 to December 31, 2022. In accordance with the German legal requirements, we have not audited the content of the statement on corporate governance pursuant to § [Article] 289f HGB [Handelsgesetzbuch: German Commercial Code] and § 315d HGB.

In our opinion, on the basis of the knowledge obtained in the audit,

- the accompanying consolidated financial statements comply, in all material respects, with the IFRSs as adopted by the EU, and the additional requirements of German commercial law pursuant to § 315e Abs. [paragraph] 1 HGB and, in compliance with these requirements, give a true and fair view of the assets, liabilities, and financial position of the Group as at December 31, 2022, and of its financial performance for the

financial year from January 1 to December 31, 2022, and

- the accompanying group management report as a whole provides an appropriate view of the Group's position. In all material respects, this group management report is consistent with the consolidated financial statements, complies with German legal requirements and appropriately presents the opportunities and risks of future development. Our audit opinion on the group management report does not cover the content of the statement on corporate governance referred to above.

Pursuant to § 322 Abs. 3 Satz [sentence] 1 HGB, we declare that our audit has not led to any reservations relating to the legal compliance of the consolidated financial statements and of the group management report.

Basis for the Audit Opinions

We conducted our audit of the consolidated financial statements and of the group management report in accordance with § 317 HGB and the EU Audit Regulation (No. 537/2014, referred to subsequently as "EU Audit Regulation") in compliance with German Generally Accepted Standards for Financial Statement Audits promulgated by the Institut der Wirtschaftsprüfer [Institute of Public Auditors in Germany] (IDW). Our responsibilities under those requirements and principles are further described in the "Auditor's Responsibilities for the Audit of the Consolidated Financial Statements and of the Group Management Report" section of our auditor's report. We are independent of the group entities in accordance with the requirements of European law and German commercial and professional law, and we have fulfilled our other German professional responsibilities in accordance with these requirements. In addition, in accordance with Article 10 (2) point (f) of

the EU Audit Regulation, we declare that we have not provided non-audit services prohibited under Article 5 (1) of the EU Audit Regulation. We believe that the audit evidence we have obtained is sufficient and appropriate to provide a basis for our audit opinions on the consolidated financial statements and on the group management report.

Key Audit Matters in the Audit of the Consolidated Financial Statements

Key audit matters are those matters that, in our professional judgment, were of most significance in our audit of the consolidated financial statements for the financial year from January 1 to December 31, 2022. These matters were addressed in the context of our audit of the consolidated financial statements as a whole, and in forming our audit opinion thereon; we do not provide a separate audit opinion on these matters.

In our view, the matters of most significance in our audit were as follows:

- ① Recognition of revenue from the sale of goods
- ② Recoverability of acquired product brands

Our presentation of these key audit matters has been structured in each case as follows:

- ① Matter and issue
- ② Audit approach and findings
- ③ Reference to further information

Hereinafter we present the key audit matters:

① Recognition of revenue from the sale of goods

① Revenue amounting in total to EUR 85.8 million is reported in the consolidated financial statements of PharmaSGP Holding SE. The revenue is mainly generated from selling over-the-counter pharmaceuticals and other healthcare products. The goods are stored at logistics service providers in various countries, from where they are distributed to wholesalers and pharmacies. Revenue from the sale of goods less the respective discounts is recognized when the customer obtains control. Expected returns are taken into account as a reduction in revenue. The recognition

of revenue from the sale of goods gives rise to a general risk of material misrepresentation. Given the risk assessment, the materiality of this item for the consolidated financial statements, and the fact that it represents a financial key performance indicator for the Company's management and forecasting, the recognition of revenue from the sale of goods was of particular significance in the context of our audit.

- ② As part of our audit, we assessed, among other things, the appropriateness and effectiveness of the Company's internal control system with respect to the complete and correct recognition of revenue from the sale of goods. This included evaluating the complete and correct transfer of revenue data from the respective services providers to accounting at the PharmaSGP companies. We gained an understanding of the underlying contractual arrangements and assessed them with regard to the timing of revenue recognition in accordance with the applicable standards. To assess the recognition of revenue, among other things we took samples of suitable evidence and reconciled them. In addition, we obtained external confirmations of outstanding receivables as of the end of the reporting period and conducted analytical audit procedures to compare changes in revenues with changes in inventories and costs of materials. We were able to satisfy ourselves that the systems, processes and controls in place are appropriate overall, and that the estimates made by the executive directors are sufficiently documented and substantiated for the purposes of recognizing revenue from the sale of goods.
- ③ PharmaSGP Holding SE's disclosures relating to the principles of revenue recognition are contained in sections 2.3, 2.10, 3 and 6.1 of the notes to the consolidated financial statements.

② Recoverability of acquired product brands

① In the consolidated financial statements of PharmaSGP Holding SE, product brands with a total carrying amount of EUR 72.1 million (55.8% of total assets) are reported under the "Intangible assets" balance sheet item. The acquired intangible assets with finite useful lives are tested for impairment by the Company whenever there are indications of impairment to determine any possible need for write-downs. The Company assesses whether there are grounds for carrying out an impairment test based on internal and external sources of information. The impairment

test is carried out at the level of the individual product brands. The carrying amount of the relevant product brand is compared with the corresponding recoverable amount in the context of the impairment test. The recoverable amount is generally determined using the present value of future cash flows. The present value of the product brands' future cash flows from marketing the respective products normally serves as the basis of valuation. Present values are calculated using discounted cash flow models. This is based on the Group's adopted short/medium-term business plan. Expectations relating to future market developments and assumptions about the development of macroeconomic factors are also taken into account. The discount rate used is the weighted average cost of capital for a representative peer group. No need for write-downs was identified in the financial year.

The outcome of this valuation is dependent to a large extent on the estimates made by the executive directors with respect to the future cash inflows from the respective product brands, the discount rate used and other assumptions, and is therefore subject to considerable uncertainty. Against this background and due to the complex nature of the valuation, this matter was of particular significance in the context of our audit.

- ② As part of our audit, we assessed the methodology used for the purposes of performing the impairment test, among other things. After matching the future cash flows used for the calculation against the adopted short/medium-term business plan of the Group, we assessed the appropriateness of the calculation, in particular by reconciling it with general and sector-specific market expectations. In the knowledge that even small changes in the discount rate applied can have a material impact on the value of the product brands calculated in this way, we focused our testing in particular on the parameters used to determine the discount rate applied, and assessed the calculation model. In order to reflect the uncertainty inherent in the projections, we evaluated the sensitivity analyses performed by the Company and carried out our own sensitivity analysis. Taking into account the information available, we determined that the carrying amounts of the product brands were adequately covered by the discounted future cash flows.

Overall, the valuation parameters and assumptions used by the executive directors are in line with our expectations and are also within the ranges considered by us to be reasonable.

- ③ The Company's disclosures relating to the "Intangible assets" balance sheet item are contained in sections 2.5, 3 and 5.1 of the notes to the consolidated financial statements.

Other Information

The executive directors are responsible for the other information. The other information comprises the statement on corporate governance pursuant to § 289f HGB and § 315d HGB as an unaudited part of the group management report.

The other information comprises further

- the remuneration report pursuant to § 162 AktG [Aktiengesetz: German Stock Corporation Act], for which the supervisory board is also responsible
- all remaining parts of the annual report – excluding cross-references to external information – with the exception of the audited consolidated financial statements, the audited group management report and our auditor's report

Our audit opinions on the consolidated financial statements and on the group management report do not cover the other information, and consequently we do not express an audit opinion or any other form of assurance conclusion thereon.

In connection with our audit, our responsibility is to read the other information mentioned above and, in so doing, to consider whether the other information

- is materially inconsistent with the consolidated financial statements, with the group management report disclosures audited in terms of content or with our knowledge obtained in the audit, or
- otherwise appears to be materially misstated.

Responsibilities of the Executive Directors and the Supervisory Board for the Consolidated Financial Statements and the Group Management Report

The executive directors are responsible for the preparation of the consolidated financial statements that comply, in all material respects, with IFRSs as adopted by the EU and the additional requirements of German commercial law pursuant to § 315e Abs. 1 HGB and

that the consolidated financial statements, in compliance with these requirements, give a true and fair view of the assets, liabilities, financial position, and financial performance of the Group. In addition the executive directors are responsible for such internal control as they have determined necessary to enable the preparation of consolidated financial statements that are free from material misstatement, whether due to fraud (i.e., fraudulent financial reporting and misappropriation of assets) or error.

In preparing the consolidated financial statements, the executive directors are responsible for assessing the Group's ability to continue as a going concern. They also have the responsibility for disclosing, as applicable, matters related to going concern. In addition, they are responsible for financial reporting based on the going concern basis of accounting unless there is an intention to liquidate the Group or to cease operations, or there is no realistic alternative but to do so.

Furthermore, the executive directors are responsible for the preparation of the group management report that, as a whole, provides an appropriate view of the Group's position and is, in all material respects, consistent with the consolidated financial statements, complies with German legal requirements, and appropriately presents the opportunities and risks of future development. In addition, the executive directors are responsible for such arrangements and measures (systems) as they have considered necessary to enable the preparation of a group management report that is in accordance with the applicable German legal requirements, and to be able to provide sufficient appropriate evidence for the assertions in the group management report.

The supervisory board is responsible for overseeing the Group's financial reporting process for the preparation of the consolidated financial statements and of the group management report.

Auditor's Responsibilities for the Audit of the Consolidated Financial Statements and of the Group Management Report

Our objectives are to obtain reasonable assurance about whether the consolidated financial statements as a whole are free from material misstatement, whether due to fraud or error, and whether the group management report as a whole provides an appropriate view of the Group's position and, in all material respects, is consistent with the con-

solidated financial statements and the knowledge obtained in the audit, complies with the German legal requirements and appropriately presents the opportunities and risks of future development, as well as to issue an auditor's report that includes our audit opinions on the consolidated financial statements and on the group management report.

Reasonable assurance is a high level of assurance, but is not a guarantee that an audit conducted in accordance with § 317 HGB and the EU Audit Regulation and in compliance with German Generally Accepted Standards for Financial Statement Audits promulgated by the Institut der Wirtschaftsprüfer (IDW) will always detect a material misstatement. Misstatements can arise from fraud or error and are considered material if, individually or in the aggregate, they could reasonably be expected to influence the economic decisions of users taken on the basis of these consolidated financial statements and this group management report.

We exercise professional judgment and maintain professional skepticism throughout the audit. We also:

- Identify and assess the risks of material misstatement of the consolidated financial statements and of the group management report, whether due to fraud or error, design and perform audit procedures responsive to those risks, and obtain audit evidence that is sufficient and appropriate to provide a basis for our audit opinions. The risk of not detecting a material misstatement resulting from fraud is higher than for one resulting from error, as fraud may involve collusion, forgery, intentional omissions, misrepresentations, or the override of internal controls.
- Obtain an understanding of internal control relevant to the audit of the consolidated financial statements and of arrangements and measures (systems) relevant to the audit of the group management report in order to design audit procedures that are appropriate in the circumstances, but not for the purpose of expressing an audit opinion on the effectiveness of these systems.
- Evaluate the appropriateness of accounting policies used by the executive directors and the reasonableness of estimates made by the executive directors and related disclosures.
- Conclude on the appropriateness of the executive directors' use of the going concern basis of accounting and, based on the audit evidence obtained, whether a material uncertainty exists

related to events or conditions that may cast significant doubt on the Group's ability to continue as a going concern. If we conclude that a material uncertainty exists, we are required to draw attention in the auditor's report to the related disclosures in the consolidated financial statements and in the group management report or, if such disclosures are inadequate, to modify our respective audit opinions. Our conclusions are based on the audit evidence obtained up to the date of our auditor's report. However, future events or conditions may cause the Group to cease to be able to continue as a going concern.

- Evaluate the overall presentation, structure and content of the consolidated financial statements, including the disclosures, and whether the consolidated financial statements present the underlying transactions and events in a manner that the consolidated financial statements give a true and fair view of the assets, liabilities, financial position and financial performance of the Group in compliance with IFRSs as adopted by the EU and the additional requirements of German commercial law pursuant to § 315e Abs. 1 HGB.
- Obtain sufficient appropriate audit evidence regarding the financial information of the entities or business activities within the Group to express audit opinions on the consolidated financial statements and on the group management report. We are responsible for the direction, supervision and performance of the group audit. We remain solely responsible for our audit opinions.
- Evaluate the consistency of the group management report with the consolidated financial statements, its conformity with German law, and the view of the Group's position it provides.
- Perform audit procedures on the prospective information presented by the executive directors in the group management report. On the basis of sufficient appropriate audit evidence we evaluate, in particular, the significant assumptions used by the executive directors as a basis for the prospective information and evaluate the proper derivation of the prospective information from these assumptions. We do not express a separate audit opinion on the prospective information and on the assumptions used as a basis. There is a substantial unavoidable risk that future events will differ materially from the prospective information.

We communicate with those charged with governance regarding, among other matters, the planned scope and timing of the audit and significant audit findings, including any significant deficiencies in internal control that we identify during our audit.

We also provide those charged with governance with a statement that we have complied with the relevant independence requirements, and communicate with them all relationships and other matters that may reasonably be thought to bear on our independence, and where applicable, actions taken to eliminate threats to independence or safeguards applied.

From the matters communicated with those charged with governance, we determine those matters that were of most significance in the audit of the consolidated financial statements of the current period and are therefore the key audit matters. We describe these matters in our auditor's report unless law or regulation precludes public disclosure about the matter.

Other legal and regulatory Requirements

Report on the Assurance on the Electronic Rendering of the Consolidated Financial Statements and the Group Management Report Prepared for Publication Purposes in Accordance with § 317 Abs. 3a HGB

Assurance Opinion

We have performed assurance work in accordance with § 317 Abs. 3a HGB to obtain reasonable assurance as to whether the rendering of the consolidated financial statements and the group management report (hereinafter the "ESEF documents") contained in the electronic file PharmaSGP_31.12.2022_KA_ZLB.zip and prepared for publication purposes complies in all material respects with the requirements of § 328 Abs. 1 HGB for the electronic reporting format ("ESEF format"). In accordance with German legal requirements, this assurance work extends only to the conversion of the information contained in the consolidated financial statements and the group management report into the ESEF format and therefore relates neither to the information contained within these renderings nor to any other information contained in the electronic file identified above.

In our opinion, the rendering of the consolidated financial statements and the group management report contained in the electronic file identified above and prepared for publication purposes complies in all material respects with the requirements of § 328 Abs. 1 HGB for the electronic reporting format. Beyond this assurance opinion and our audit opinion on the accompanying consolidated financial statements and the accompanying group management report for the financial year from January 1 to December 31, 2022 contained in the "Report on the Audit of the Consolidated Financial Statements and on the Group Management Report" above, we do not express any assurance opinion on the information contained within these renderings or on the other information contained in the electronic file identified above.

Basis for the Assurance Opinion

We conducted our assurance work on the rendering of the consolidated financial statements and the group management report contained in the electronic file identified above in accordance with § 317 Abs. 3a HGB and the IDW Assurance Standard: Assurance Work on the Electronic Rendering of Financial Statements and Management Reports, Prepared for Publication Purposes in Accordance with § 317 Abs. 3a HGB (IDW AsS 410 (06.2022)) and the International Standard on Assurance Engagements 3000 (Revised). Our responsibility in accordance therewith is further described in the "Group Auditor's Responsibilities for the Assurance Work on the ESEF Documents" section. Our audit firm has applied the IDW Standard on Quality Management: Requirements for Quality Management in the Audit Firm (IDW QS 1).

Responsibilities of the Executive Directors and the Supervisory Board for the ESEF Documents

The executive directors of the Company are responsible for the preparation of the ESEF documents including the electronic renderings of the consolidated financial statements and the group management report in accordance with § 328 Abs. 1 Satz 4 Nr. [number] 1 HGB and for the tagging of the consolidated financial statements in accordance with § 328 Abs. 1 Satz 4 Nr. 2 HGB.

In addition, the executive directors of the Company are responsible for such internal control as they have considered necessary to enable the preparation of ESEF documents that are free from material non-compliance with the requirements of § 328

Abs. 1 HGB for the electronic reporting format, whether due to fraud or error.

The supervisory board is responsible for overseeing the process for preparing the ESEF documents as part of the financial reporting process.

Group Auditor's Responsibilities or the Assurance Work on the ESEF Documents

Our objective is to obtain reasonable assurance about whether the ESEF documents are free from material non-compliance with the requirements of § 328 Abs. 1 HGB, whether due to fraud or error. We exercise professional judgment and maintain professional skepticism throughout the assurance work. We also:

- Identify and assess the risks of material non-compliance with the requirements of § 328 Abs. 1 HGB, whether due to fraud or error, design and perform assurance procedures responsive to those risks, and obtain assurance evidence that is sufficient and appropriate to provide a basis for our assurance opinion.
- Obtain an understanding of internal control relevant to the assurance work on the ESEF documents in order to design assurance procedures that are appropriate in the circumstances, but not for the purpose of expressing an assurance opinion on the effectiveness of these controls.
- Evaluate the technical validity of the ESEF documents, i.e., whether the electronic file containing the ESEF documents meets the requirements of the Delegated Regulation (EU) 2019/815 in the version applicable as at the balance sheet date on the technical specification for this electronic file.
- Evaluate whether the ESEF documents provide an XHTML rendering with content equivalent to the audited consolidated financial statements and to the audited group management report.
- Evaluate whether the tagging of the ESEF documents with Inline XBRL technology (iXBRL) in accordance with the requirements of Articles 4 and 6 of the Delegated Regulation (EU) 2019/815, in the version in force at the date of the consolidated financial statements, enables an appropriate and complete machine-readable XBRL copy of the XHTML rendering.

Further Information pursuant to Article 10 of the EU Audit Regulation

We were elected as group auditor by the annual general meeting on June 15, 2022. We were engaged by the supervisory board on January 4, 2023. We have been the group auditor of PharmaSGP Holding SE, Gräfelfing, without interruption since the financial year 2022.

We declare that the audit opinions expressed in this auditor's report are consistent with the additional report to the audit committee pursuant to Article 11 of the EU Audit Regulation (long-form audit report).

Reference to an other Matter – Use of the Auditor's Report

Our auditor's report must always be read together with the audited consolidated financial statements and the audited group management report as well as the assured ESEF documents. The consolidated financial statements and the group management report converted to the ESEF format – including the versions to be filed in the company register – are merely electronic renderings of the audited consolidated financial statements and the audited group management report and do not take their place. In particular, the "Report on the Assurance on the Electronic Rendering of the Consolidated Financial Statements and the Group Management Report Prepared for Publication Purposes in Accordance with § 317 Abs. 3a HGB" and our assurance opinion contained therein are to be used solely together with the assured ESEF documents made available in electronic form.

German Public Auditor responsible for the engagement

The German Public Auditor responsible for the engagement is Anita Botzenhardt.

Munich, 25 April 2023

PricewaterhouseCoopers GmbH,
Wirtschaftsprüfungsgesellschaft

Anita Botzenhardt	Patrick Konhäuser
Wirtschaftsprüfer	Wirtschaftsprüfer
[German Public Auditor]	[German Public Auditor]

Imprint

Publisher

PharmaSGP Holding SE
Lochhamer Schlag 1
82166 Gräfelfing
Germany

Telephone: +49 89 85 89 639 – 150
Telefax: +49 89 85 89 639 – 201

Email: info@pharmasgp.com
www.pharmasgp.com

Investor Relations and Corporate Communications

PharmaSGP Holding SE

Jennifer Albers
Telephone: +49 89 85 89 639 – 208

Email: ir@pharmasgp.com
(Investor Relations)

Email: presse@pharmasgp.com
(Corporate Communications)

Concept, Layout and Design

PharmaSGP Holding SE

k13design GbR - Werbeagentur
www.k13design.de

Picture Credits: Shutterstock, Adobe Stock

Disclaimer

The Annual Report is also available in German and can be downloaded in both languages from the Internet at <https://ir.pharmasgp.com>. In the event of deviations, the German version takes precedence over the English translation.

PharmaSGP Holding SE

Lochhamer Schlag 1
82166 Gräfelfing
Germany

Telephone: +49 89 85 89 639 – 150
Telefax: +49 89 85 89 639 – 201

Email: info@pharmasgp.com
www.pharmasgp.com