



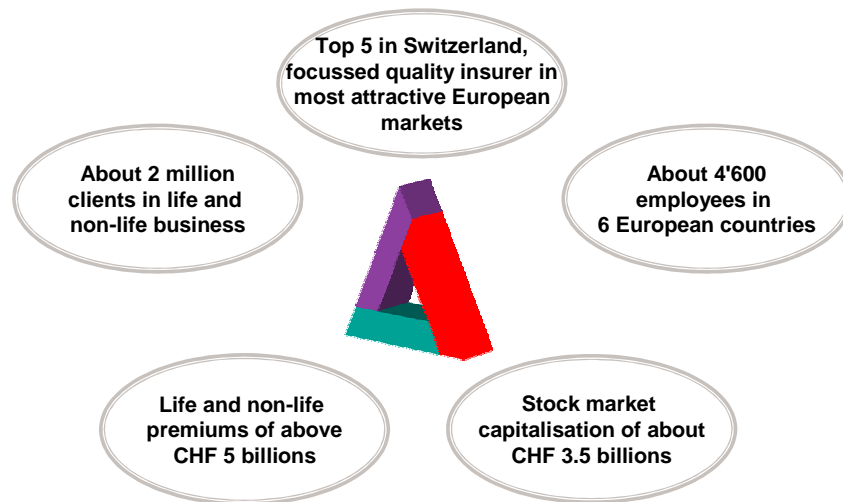
## Helvetia

A successful Swiss brand  
with potential

Paul Norton  
Group CFO

## Business profile

## Who we are – Helvetia Insurance at a glance



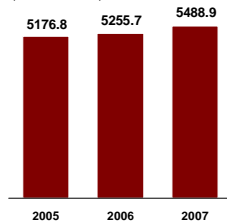
3

## Key figures

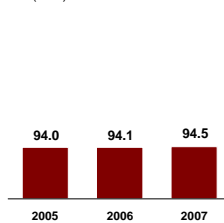
Very solid development



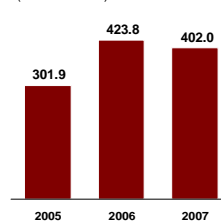
**Gross premiums written**  
(in CHF million)



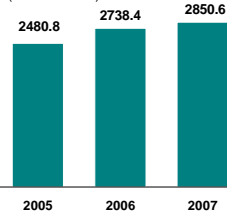
**Net combined ratio**  
(in %)



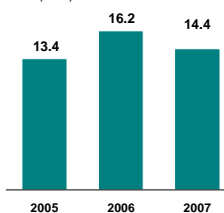
**After tax profit**  
(in CHF million)



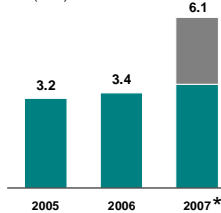
**Shareholders' equity**  
(in CHF million)



**Return on equity**  
(in %)



**Dividend yield**  
(in %)

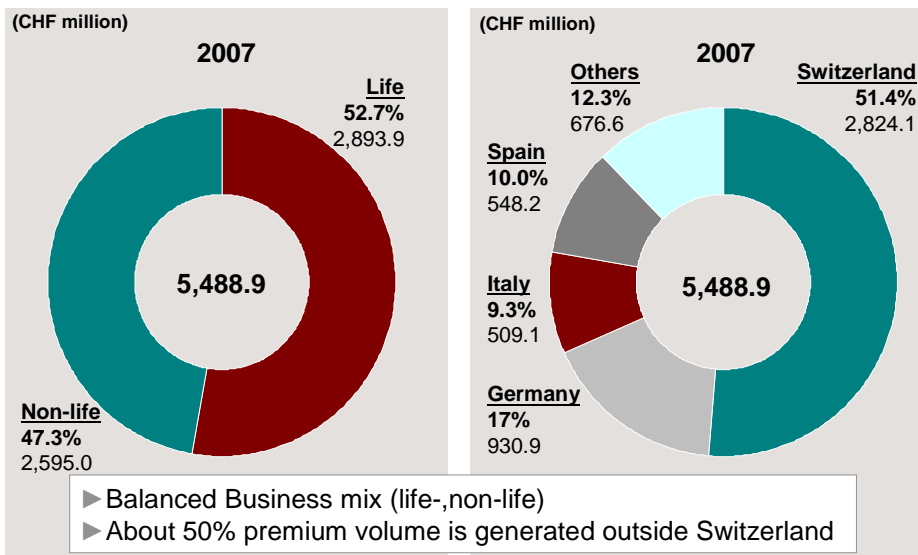


\*dividend and par value reduction

4

## Business diversification

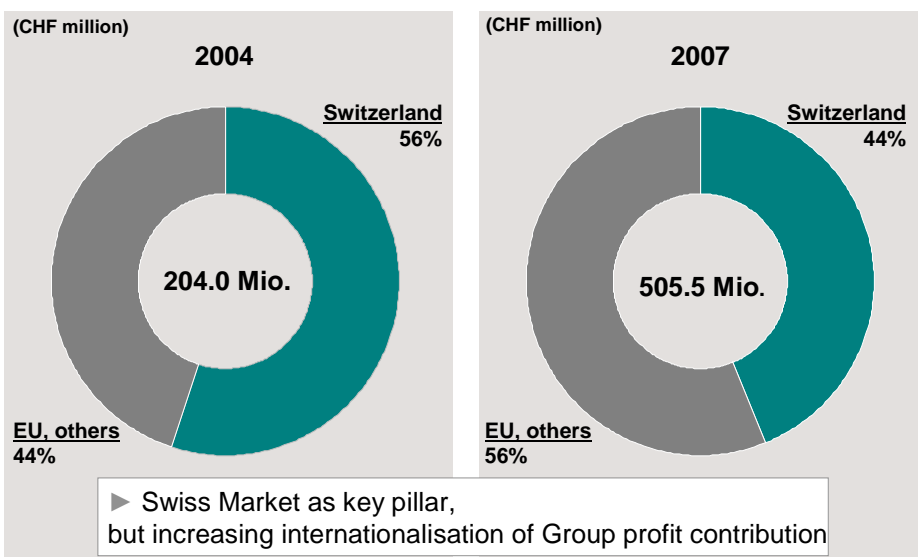
Gross premiums by segment and country



5

## Profit contribution

Pre-tax profit by geography



6

► **Strong value proposition for customers:**

- High quality supplier and premium «Swiss» brand
- Strong service culture: individual, personal, competent
- Big enough to be reliable, small enough to be personal
- High quality distribution networks

- Not everything for everybody:  
Regional focus, customer focus, product focus

► **Strong value proposition for investors:**

- Track record of strong capital base and earnings growth
- Attractive, diversified business portfolio
- Stable customer base supported by clear value proposition
- Loyal and effective distribution networks / close to market
- Well established position in non-life, growth potential in life outside Switzerland

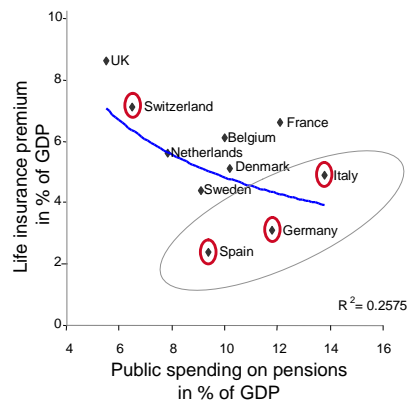
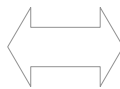
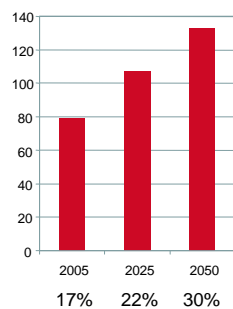
- Sustainable Shareholder value culture:  
Profitable growth, solid financial strength, attractive RoE

## Market & perspectives

9

**Life: Helvetia combines some of Europe's most attractive markets - Life and Pension as growth engines**

Number of people aged above 65  
in Western and Central Europe in Mio.  
(in % of overall population)



► In three of our markets there are major pension gaps expected pushing governments to reform their pension systems.

Data Source: Avenir Suisse, Demographie, CEA 2006

10

## Non-life: Maintaining our good position through controlled profitable growth

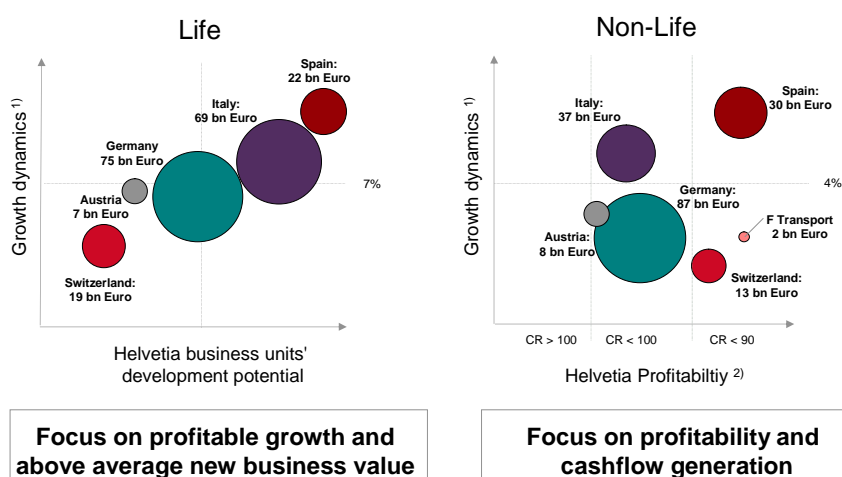


Our non-life markets have become more competitive - nevertheless, Helvetia is able to maintain its good position and profitability in non-life based on:

- ▶ Diversified business and geographical market portfolio
- ▶ Focusing on well established sales channels with close proximity to our end customers
- ▶ Above average client retention and controlled increase of distribution capacity
- ▶ Further increase of efficiency and use of group synergies

11

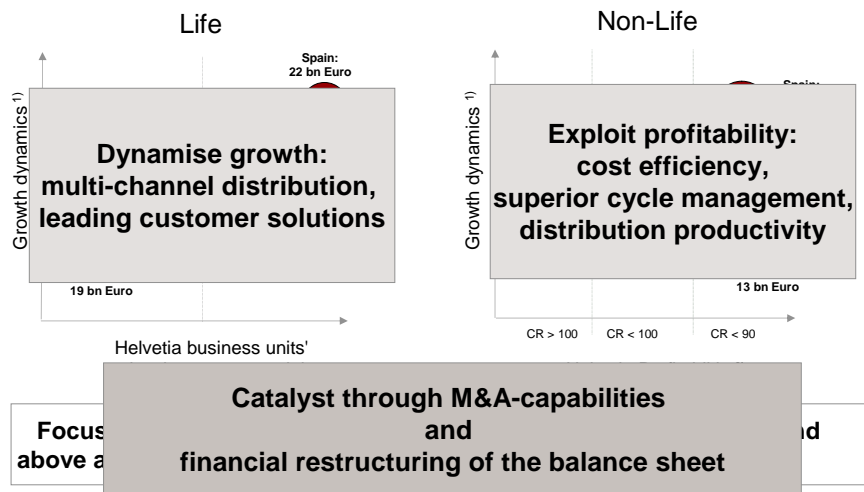
## Conclusion: Helvetia's business configuration offers important levers for value creation



1) CAGR 07-10 based on internal estimations 2) Combined Ratio Market size (2006 data)

12

**Conclusion: Helvetia's business configuration offers important levers for value creation**



1) CAGR 07-10 based on internal estimations 2) Combined Ratio Market size (2006 data)

13



## Group success strategy

14

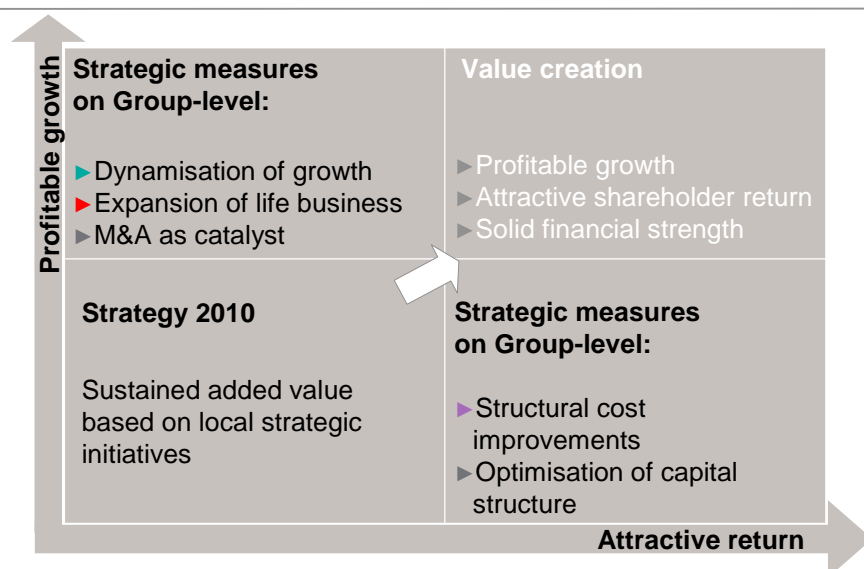
## Mid-cap: Opportunities and challenges



Opportunities	Challenges
Smaller size allows closeness to customers and markets	Avoiding diseconomies of scale
<b>Strategic Focus:</b> <ul style="list-style-type: none"> <li>▶ Superior market insights</li> <li>▶ Fast time-to-market</li> <li>▶ High distribution loyalty</li> <li>▶ Superior customer satisfaction</li> <li>▶ Above-average underwriting results</li> </ul>	<b>Strategic Focus:</b> <ul style="list-style-type: none"> <li>▶ Clear focus on target customer segments</li> <li>▶ Maintain business diversification</li> <li>▶ Optimisation of capital allocation</li> <li>▶ Improvement of operational efficiency</li> </ul>
<b>Winning proposition:</b> <ul style="list-style-type: none"> <li>▶ International, but not global</li> <li>▶ Big enough to be reliable, small enough to be personal</li> <li>▶ Capital market listed, aimed at medium and long-term focus</li> </ul>	

15

## Strategy 2010: Value creation



16



	Ambition
Dynamisation of growth	<ul style="list-style-type: none"> <li>▶ Multiplication of distribution success models</li> <li>▶ Exploitation of alternative/new distribution channels</li> <li>▶ Capitalise on existing banking partner options</li> </ul>
Expansion of life business	<ul style="list-style-type: none"> <li>▶ Cross-selling approach in all business units</li> <li>▶ Transfer of successful German unit-linked model</li> <li>▶ Implementation of a best-in-class approach</li> </ul>
Structural cost improvements	<ul style="list-style-type: none"> <li>▶ Clear targets to reduce cost ratio (<math>\leq 30\%</math>)</li> <li>▶ Develop selected cross-country synergies</li> <li>▶ Step by step industrialisation of our value chain</li> </ul>
M&A Capital structure - optimisation	<ul style="list-style-type: none"> <li>▶ Use structural leverages to support a 15% RoE target</li> <li>▶ M&amp;A approach for profitable growth opportunities</li> </ul>

Helvetia doubles premium volume in Italy	<ul style="list-style-type: none"> <li>■ Helvetia is taking over the majority interest in the «Chiara Vita S.p.A.» insurance company from «Banco di Desio e della Brianza S.p.A.»</li> <li>■ «Banco di Desio e della Brianza S.p.A.» will sell the insurance products exclusively via its approximately 150 bank counters in northern and central Italy</li> <li>■ The purchased Chiara Vita portfolio generated a premium volume of about EUR 320 in 2007 <ul style="list-style-type: none"> <li>■ exclusive, long-term sales agreement</li> <li>■ dramatically strengthen Helvetia's existing position in Italian life insurance market.</li> </ul> </li> <li>■ Subject to the relevant cartel and statutory insurance authorisations, the deal should be concluded in end 2008</li> </ul>
--	--

**Chiara Vita offers strong growth potential**

- Chiara Vita offers a Sales cooperation and partnership with a long-term perspective in Italy:
- opened up strategic market access
- opportunity of selling life insurance via the banking channel in the future
- portfolio mix:  
1/3 traditional life products  
1/3 Unit-linked  
1/3 Index-linked
- Helvetia Italy intends to complement the traditionally strong position in the area of non-life insurance with an equally strong set-up in life insurance.

## **2007 Results**

## Key figures for total business

Stable profit and capital position



(CHF million)

	2007	2006	+/-
Profit for the period, after taxes	402.0	423.8	-5.1%
Return on equity	14.4%	16.2%	-1.8%-pt
Group solvency <sup>1)</sup>	217.4%	221.7%	-4.3%-pt
Investment performance <sup>2)</sup>	2.4%	3.1%	-0.7%-pt
Gross premiums written	5'488.9	5'255.7	4.4%
Net combined ratio	94.5%	94.1%	+0.4%-pt

<sup>1)</sup> Calculated according to regulations of the lead regulator, the BPV

<sup>2)</sup> Profit and loss and unrealised gains and losses in % of average invested capital (without unit-linked life insurance)

21

## Performance of Helvetia Group in 2007

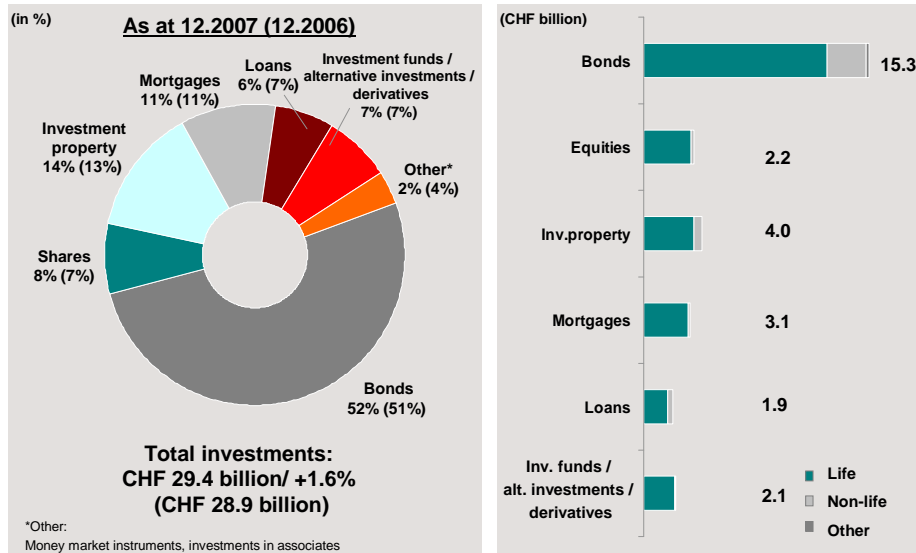


<b>Profitable growth</b>	<b>Non-life premium growth:</b> 7.1% (FX-adjusted: 4.0%) <b>Combined ratio (net):</b> 94.5% <b>Life premium growth:</b> 2.2% (FX-adjusted: 1.2%) <b>Volume of new business (APE):</b> +13.1% <b>Embedded value yield:</b> 21.3%
<b>Solid financial strength</b>	<b>Equity:</b> + 4.1 % <b>Stable solvency margin at:</b> 217.4 % <b>Interactive rating:</b> "A-" with stable outlook
<b>Attractive return on equity</b>	<b>RoE after taxes:</b> 14.4% (06: 16.2%) <b>Pay out ratio of</b> 54% <b>Above-average dividend yield of</b> 6.1% <b>(excl. par value reduction:</b> 3.7%)

22

## Investment structure

Sustainable portfolio thanks to prudent investment strategy



23



**So simple**

**Just**

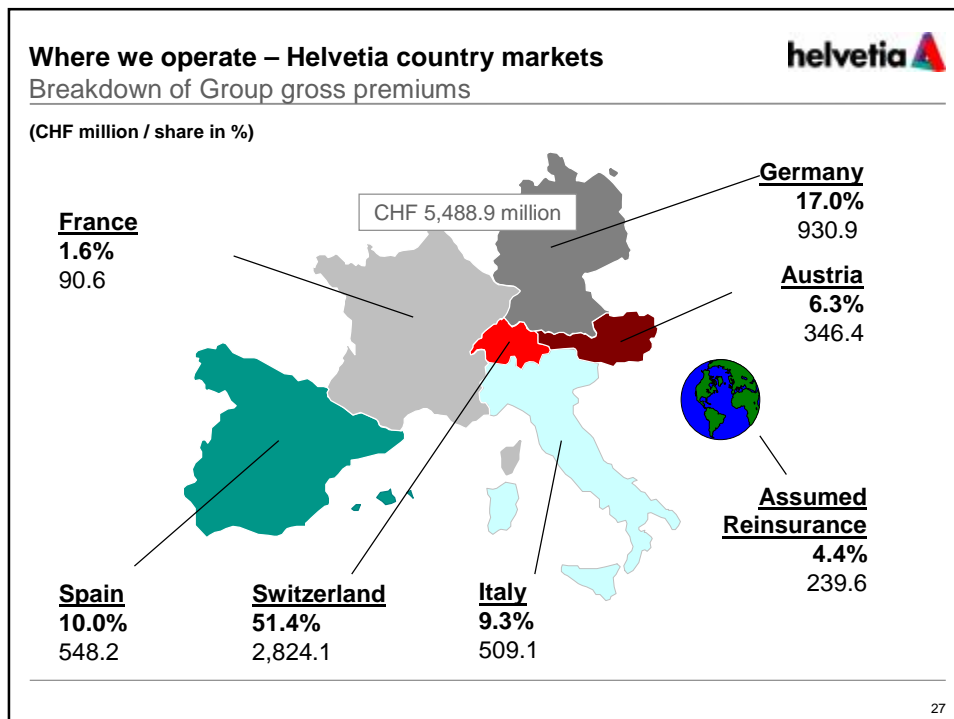
**ask us.**

24

## Appendix

### Important dates

- n **03.09.2008** Publication of half-year financial results for 2008
- n **18.03.2009** Publication of annual results for 2008
- n **17.04.2009** Ordinary Shareholders' Meeting in St.Gallen
- n **03.09.2009** Publication of half-year financial results for 2009



## About Helvetia Group



Helvetia is an all-line insurance carrier active in all of Europe. It focuses on risk management (life and non-life business, reinsurance) and employee benefits, and has branch offices and partly-owned subsidiaries in Central and Southern Europe. The Group is headquartered in St. Gallen, while the Swiss company's headquarters are located in Basel. With approximately 4,600 employees, Helvetia provides services to more than two million customers in six European countries. Around 2,300 people work for the company in Switzerland. During the previous financial year, the Group reported a premium volume of CHF 5.5 billion and earned a net profit of CHF 402.0 million. The Helvetia Holding registered share is listed on the SWX Swiss Exchange under the code HELN and is included in the Swiss Performance Index (SPI).

## Cautionary note regarding forward-looking information



---

This document was prepared by Helvetia Group and may not be copied, altered, offered, sold or otherwise distributed to anybody by the recipient without the consent of Helvetia Group. Although all reasonable effort has been made to ensure that the facts stated herein are correct and the opinions contained herein are fair and reasonable, this document is selective in nature and is intended to provide an introduction to and overview of the business of Helvetia Group. Where any information and statistics are quoted from any external source, such information or statistics should not be interpreted as having been adopted or endorsed as accurate by Helvetia Group. Neither Helvetia Group nor any of its directors, officers, employees and advisors nor any other person is liable in any way for any loss howsoever arising directly or indirectly from the use of this information. The facts and information contained in this document are as up to date as is reasonably possible and may be subject to revision in the future. Neither Helvetia Group nor any of its directors, officers, employees or advisors nor any other person makes any representation or warranty, express or implied, as to the accuracy or completeness of the information contained in this document.

This document may contain projections or other forward-looking statements related to Helvetia Group which by their very nature involve inherent risks and uncertainties, both general and specific, and risks exist that predictions, forecasts, projections and other outcomes described or implied in forward-looking statements will not be achieved. We caution you that a number of important factors could cause results to differ materially from the plans, objectives, expectations, estimates and intentions expressed in such forward-looking statements. These include (1) changes in general economic conditions, in particular in the markets in which we operate; (2) the performance of financial markets; (3) changes in interest rates; (4) changes in currency exchange rates; (5) changes in laws and regulations, including accounting policies or practices; (6) risks associated with implementing our business strategies; (7) the frequency, magnitude and general development of insured events; (8) the mortality and morbidity rates; (9) policy renewal and lapse rates. We caution you that the foregoing list of important factors is not exclusive; when evaluating forward-looking statements, you should carefully consider the foregoing factors and other uncertainties. All forward-looking statements are based on information available to Helvetia Group on the date of its publication and Helvetia Group assumes no obligation to update such statements unless otherwise required by applicable law.

The purpose of this document is to inform the Helvetia Group's shareholders and the public of the business activities of Helvetia Group. This document does not constitute an offer or a solicitation to exchange, buy or subscribe to securities, nor does it constitute an offering circular as defined by Art. 652 a of the Swiss Code of Obligations or a listing prospectus as defined by the listing rules of the SWX Swiss Exchange. Should Helvetia Group make one or more capital increases in the future, investors should make their decision to buy or subscribe to new shares or other securities solely on the basis of the relevant offering circular.