



Company presentation

Infineon Technologies AG

May 2023



Driving decarbonization and digitalization. Together.



Semiconductors are crucial to solve the energy challenges of our time and shape the digital transformation.

This is why Infineon is committed to actively driving decarbonization and digitalization.

As a global semiconductor leader in power systems and IoT, we enable game-changing solutions for green and efficient energy, clean and safe mobility, as well as smart and secure IoT.

We make life easier, safer, and greener. Together with our customers and partners. For a better tomorrow.

Infineon is a global leader in power systems and IoT

Global leader

in automotive, power management, energy efficient technologies and IoT

~56,200
employees¹

Market position

Automotive

#1

TechInsights,
March 2023

Power

#1

Omdia,
October 2022

Microcontroller

#5

Omdia,
March 2023



¹ As of 30 September 2022

Infineon at a glance

Growth areas



Energy
green and efficient

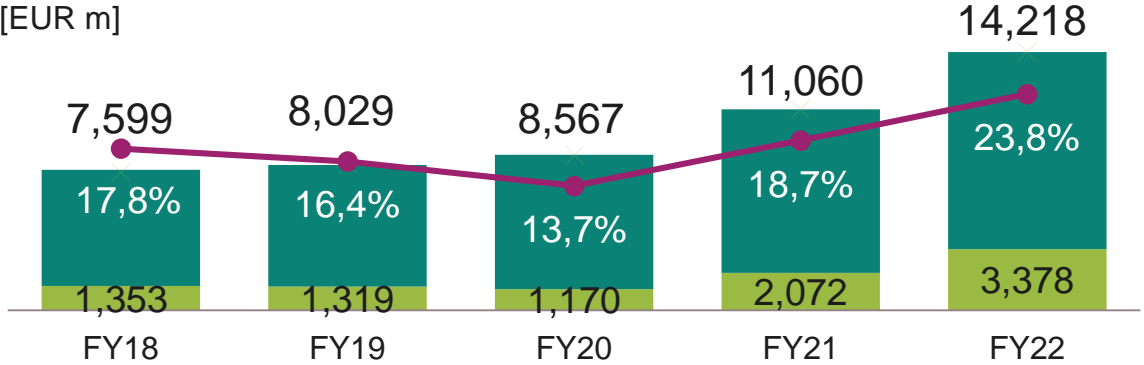


Mobility
clean and safe



IoT
smart and secure

Financials



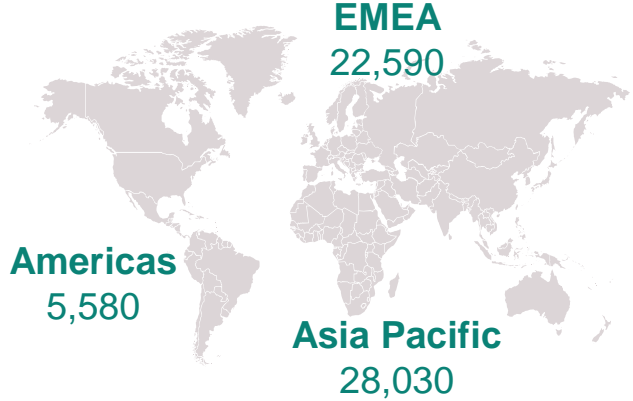
■ Revenue ■ Segment result — Segment result margin
¹ As of 30 September 2022 | ² 2022 Fiscal year (as of 30 September 2022)

Employees¹

56,200
employees worldwide

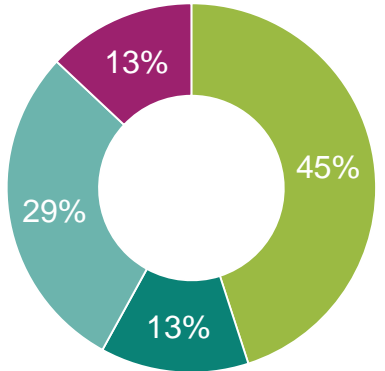
59
R&D and

19
manufacturing locations¹



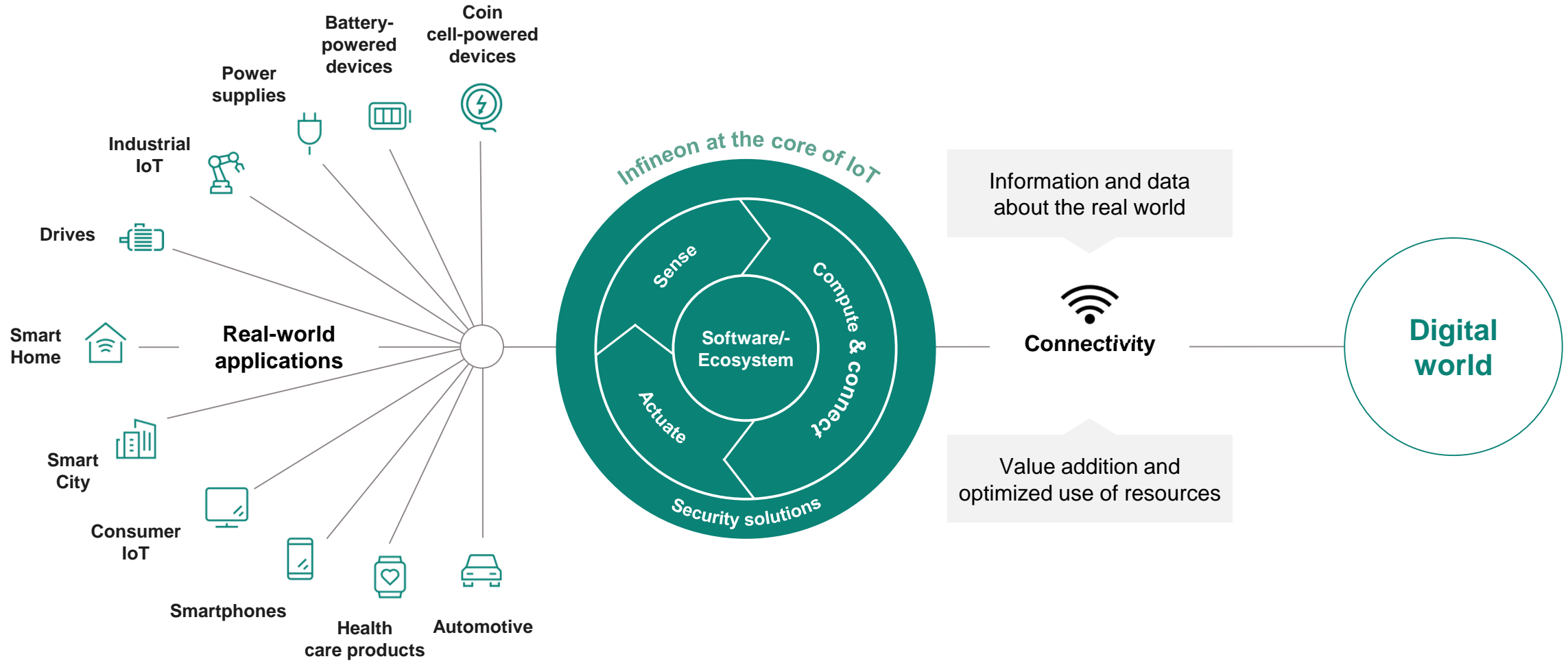
Business segments revenue²

- Automotive (ATV)
- Green Industrial Power (GIP)
- Power & Sensor Systems (PSS)
- Connected Secure Systems (CSS)



For further information: [Infineon Annual Report 2022](#).

Infineon at the core of IoT – Driving digitalization by serving strongly growing multi-application markets



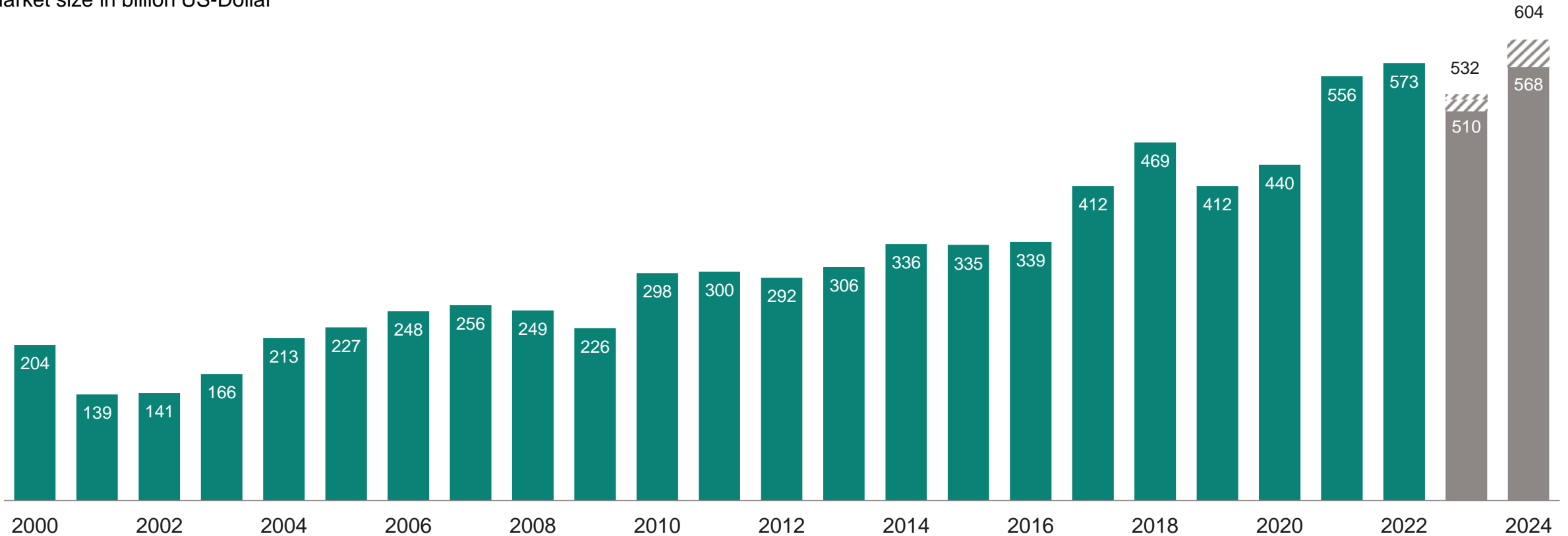
Sense: sensors | **Compute and connect:** microcontrollers, memories, Wi-Fi, Bluetooth, BLE, USB | **Actuate:** Power semiconductors

Semiconductor market forecasts predict a slowdown for 2023, followed by a recovery in 2024



Global Semiconductor Market

Market size in billion US-Dollar



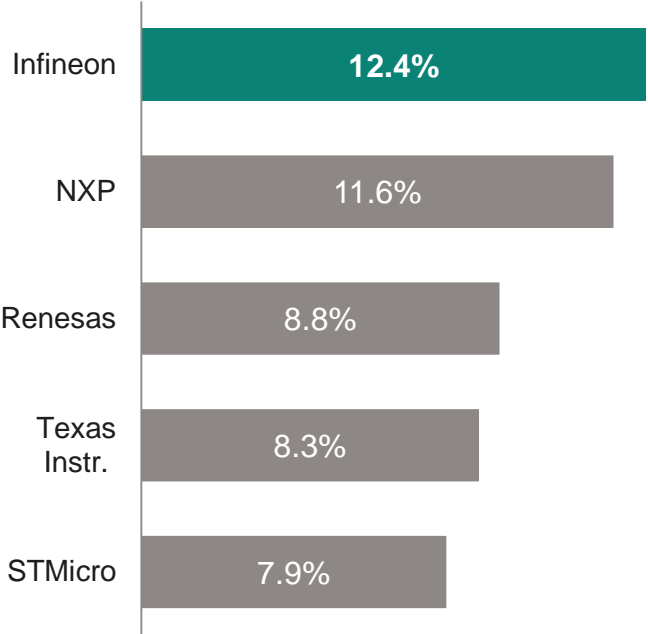
■ Market size (revenue) ■ Forecast revenue range

Source: WSTS for historical data. | Forecast: of WSTS, Omdia, Gartner, TechInsights (former VLSI Research and IC Insights); last update 3 February 2023.

Infineon is a top player in all target markets

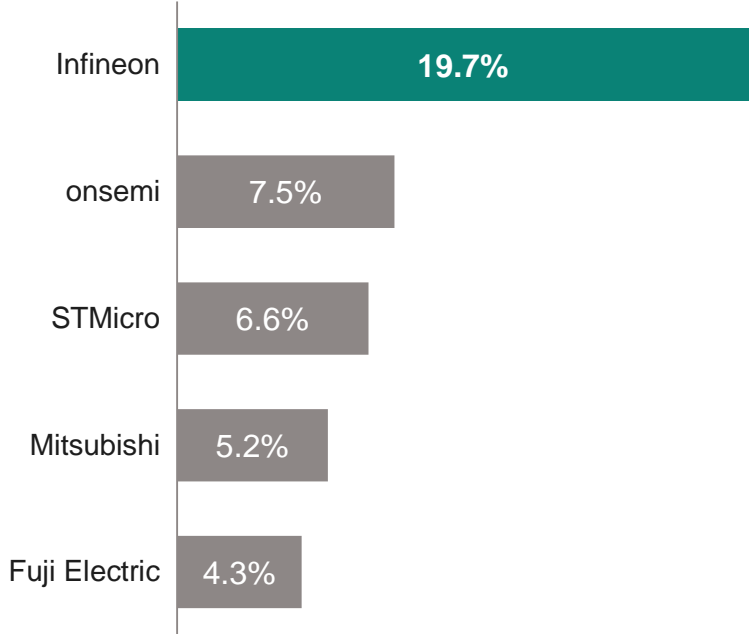
Automotive semiconductors¹

Total market in 2022: USD 59.4bn



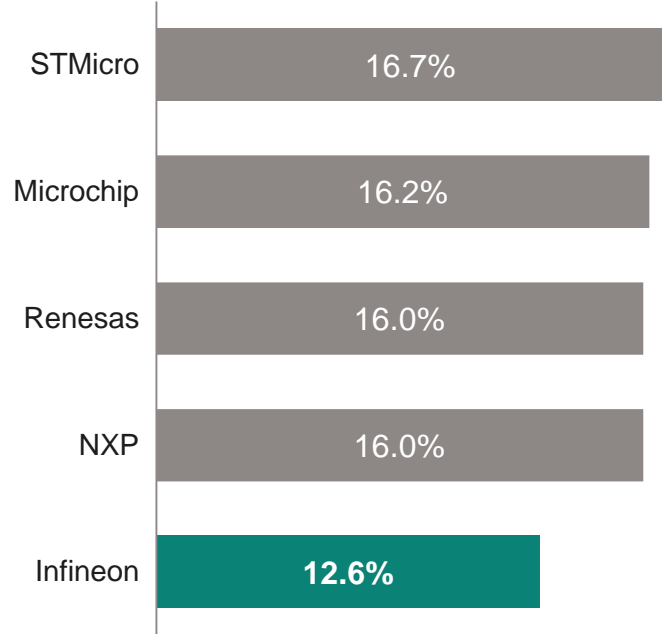
Power discretes and modules²

Total market in 2021: USD 27.5bn



Microcontroller³

Total market in 2022: USD 27.9bn

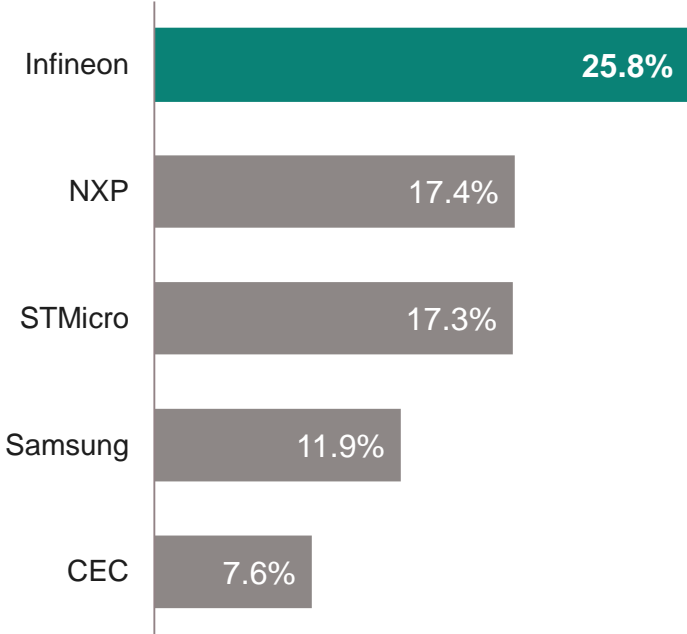


¹ TechInsights: Automotive Semiconductor Vendor Market Shares. March 2023. | ² Based on or includes research from Omdia: Power Semiconductor Market Share Database – 2021 – Final V2. October 2022. | ³ Based on or includes research from Omdia: Annual 2001-2022 Semiconductor Market Share Competitive Landscaping Tool – 4Q22. March 2023. Results are not an endorsement of Infineon Technologies AG. Any reliance on these results is at the third party's own risk.

Infineon is a top player in all target markets

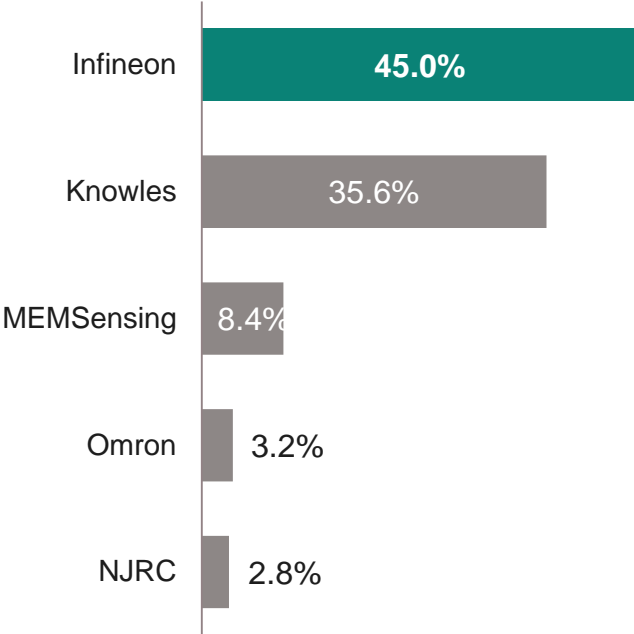
Security ICs¹

Total market in 2021: USD 3.2bn



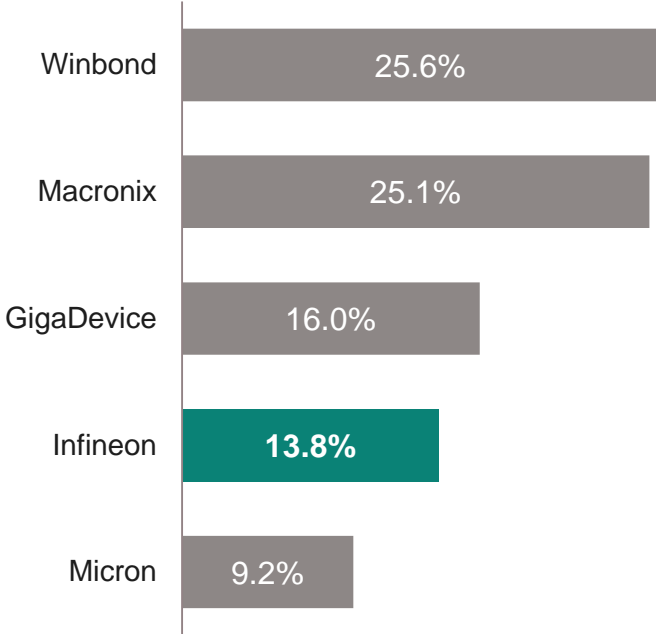
MEMS Microphones²

Total market in 2021: 6.7bn units



NOR Flash³

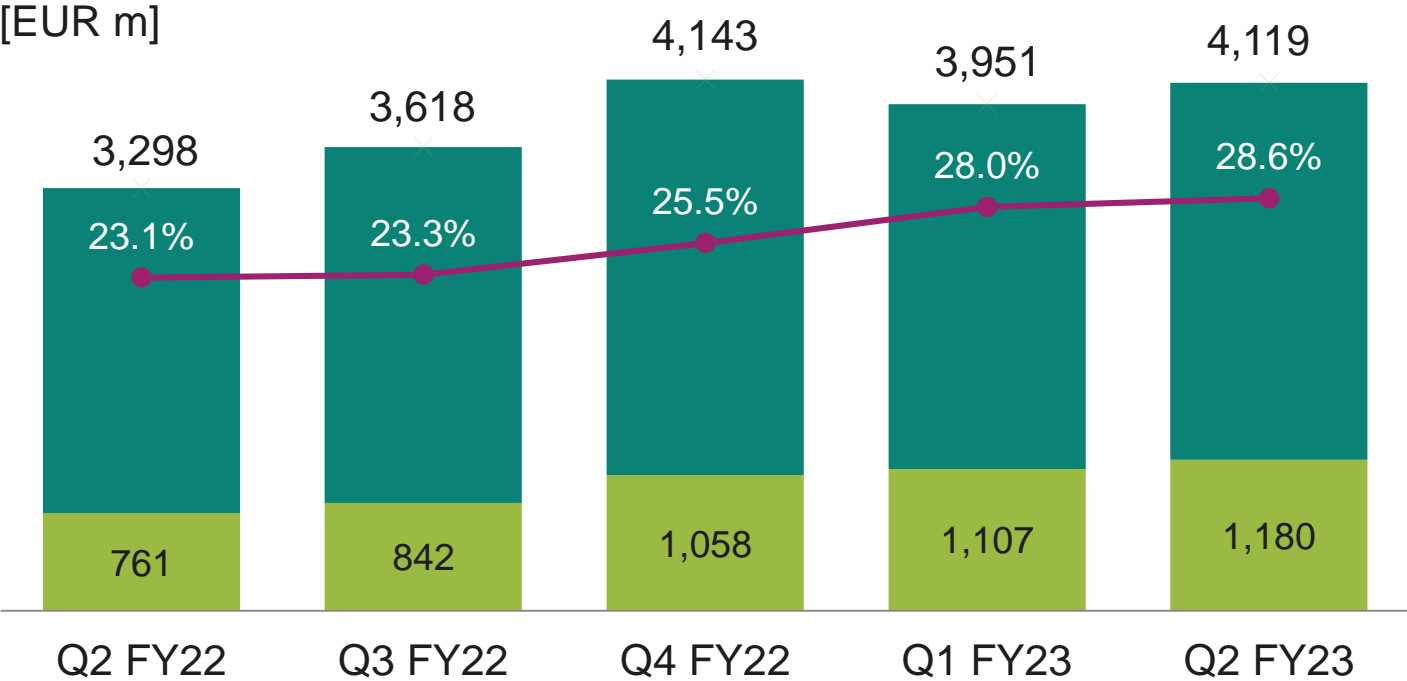
Total market in 2022: USD 3.2bn




¹ ABI Research: Secure Smart Card and Embedded Security IC Technologies. October 2022. | Excluding NFC controllers and embedded secure elements. | ² Based on or includes research from Omdia: MEMS Microphone Report – 2022 Database. October 2022. | MEMS Microphones Die Suppliers. | ³ Based on or includes research from Omdia: Annual 2001-2022 Semiconductor Market Share Competitive Landscaping Tool – 4Q22. March 2023. Results are not an endorsement of Infineon Technologies AG. Any reliance on these results is at the third party’s own risk.

Infineon follows a profitable growth path

Revenue and result




■ Revenue
 ■ Segment result
 — Segment result margin

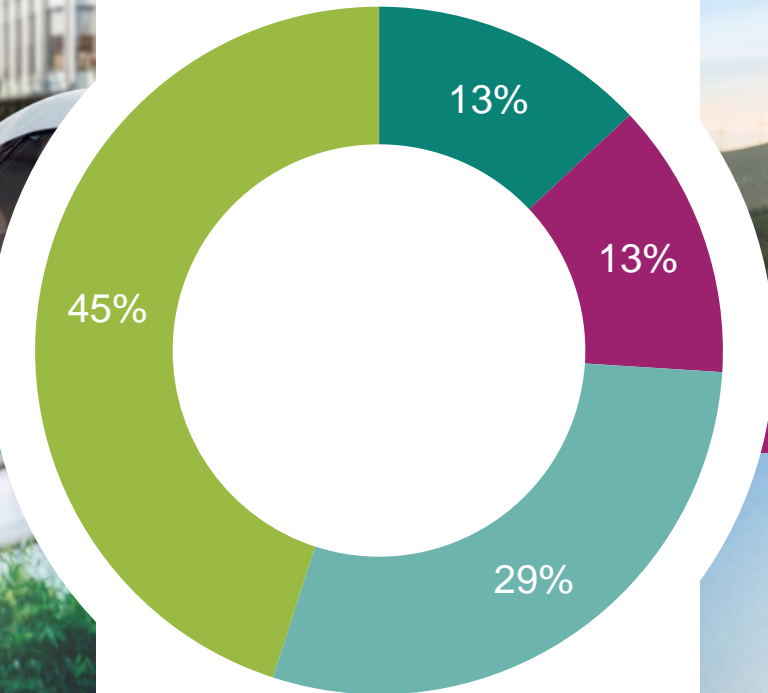



Revenue split by segment¹

Automotive



Power & Sensor Systems



Green Industrial Power



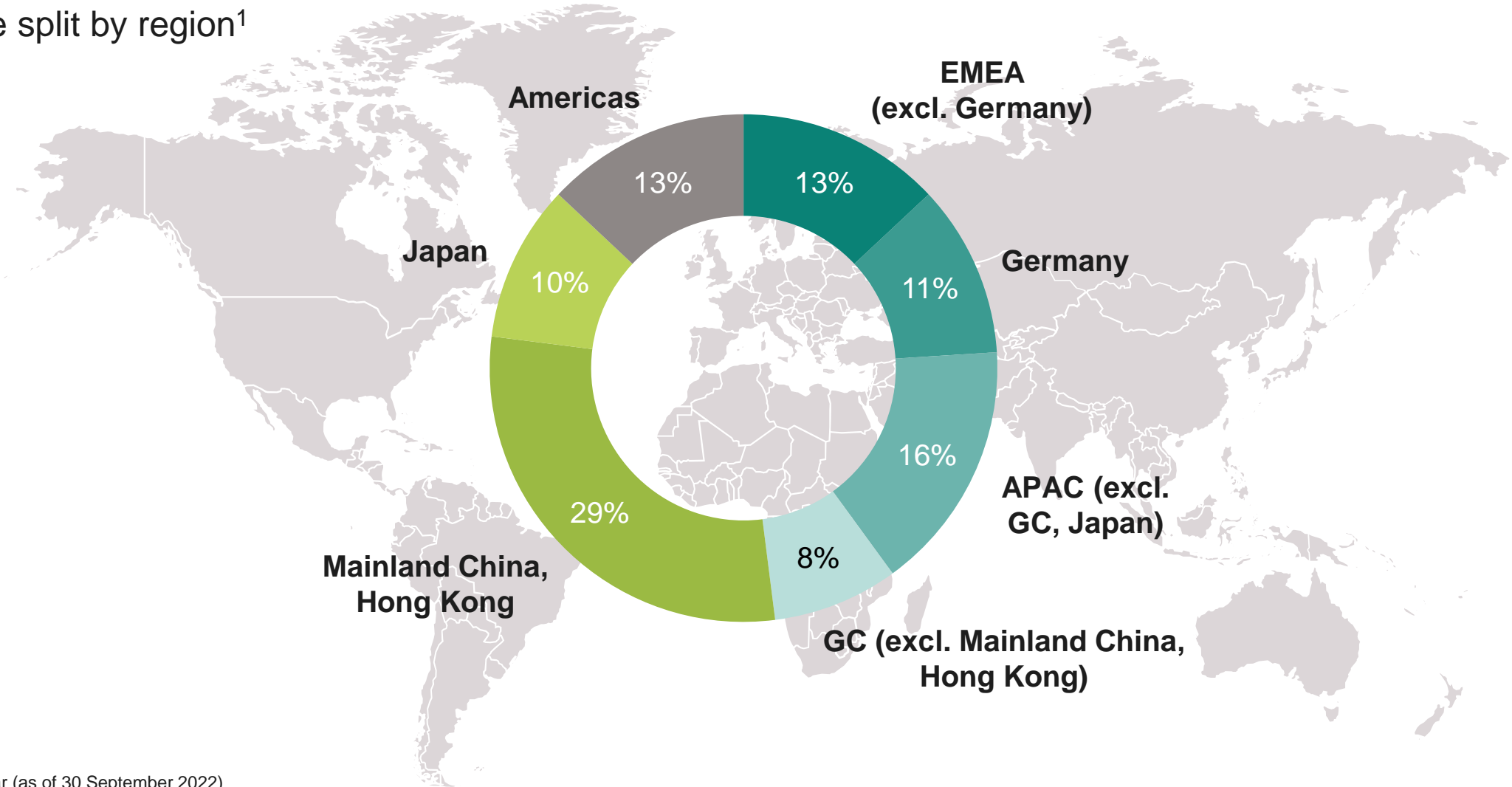
Connected Secure Systems



¹ 2022 Fiscal year (as of 30 September 2022)

Infineon is operating in all major regions of the world

Revenue split by region¹



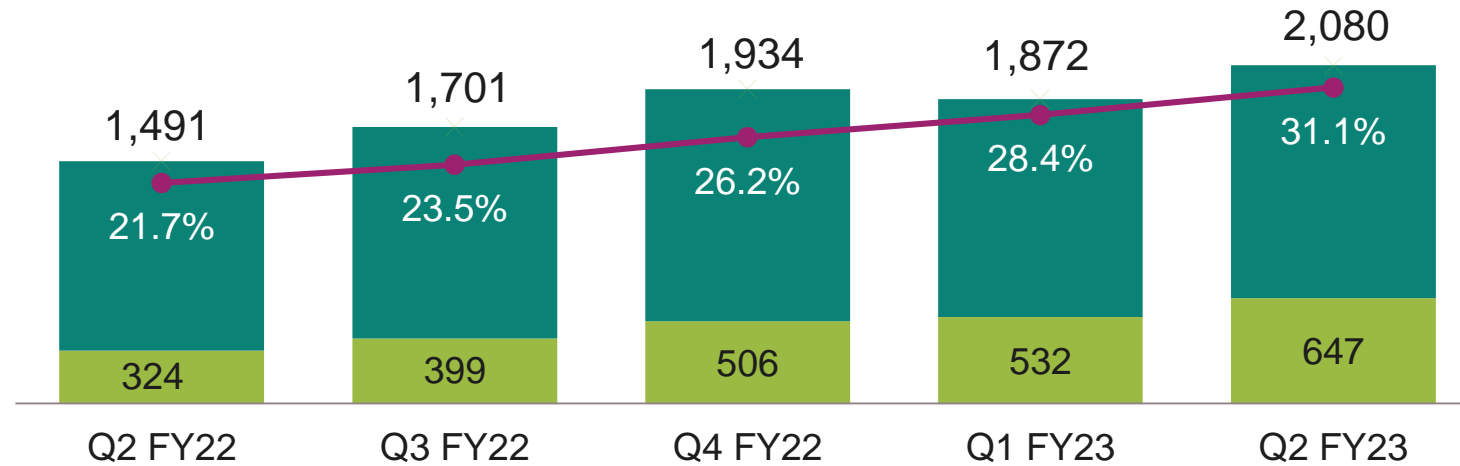
¹ 2022 Fiscal year (as of 30 September 2022)

Automotive shapes the future of mobility with microelectronics enabling clean, safe, and smart cars

Core applications:

Assistance systems and safety systems, comfort electronics, infotainment, powertrain, security

[EUR m]



■ Revenue ■ Segment result — Segment result margin



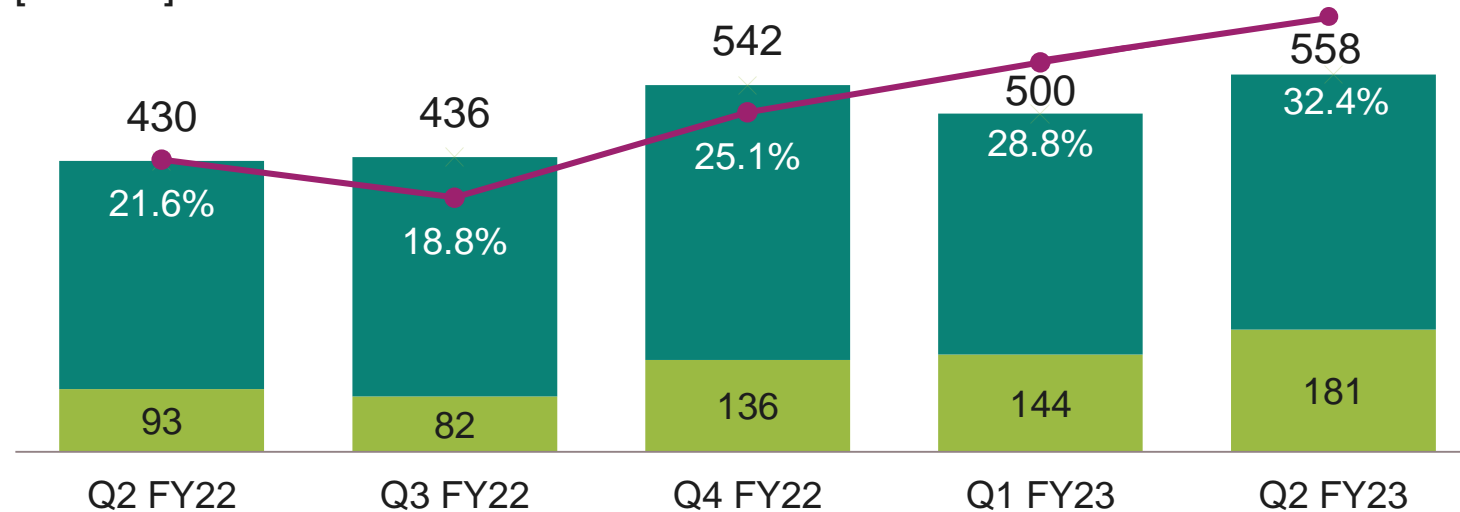
Green Industrial Power empowers a world of unlimited green energy



Core applications:

Energy generation, energy storage, energy transmission, home appliances, industrial drives, industrial power supplies, industrial robotics, industrial vehicles, traction

[EUR m]



■ Revenue ■ Segment result — Segment result margin



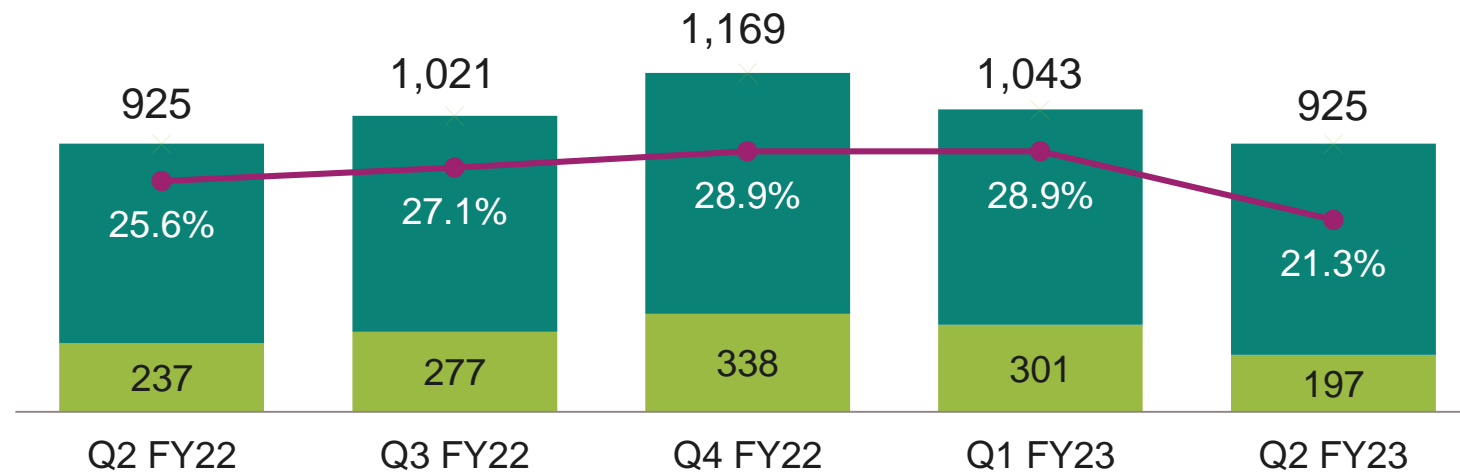
Power & Sensor Systems drives leading-edge power management, sensing, and data transfer capabilities



Core applications:

Audio amplifiers, BLDC motor, cellular communications infrastructure, charging stations for electric vehicles, HiRel, human-machine-interaction, Internet of Things, LED and conventional lighting systems, mobile devices, power management

[EUR m]



■ Revenue ■ Segment result — Segment result margin



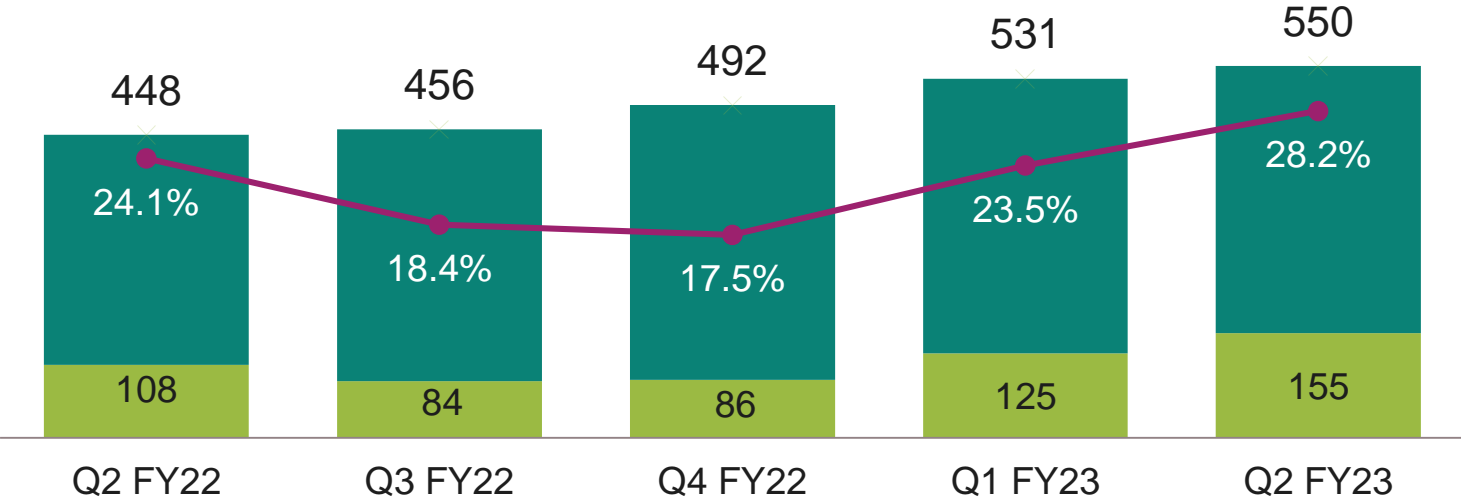
Segment result margin

Connected Secure Systems creates the basis for IoT

Core applications:

Industrial, Smart Home, Home Appliance, Health & Lifestyle, Media, Gaming & Compute, Automotive, Payment, Identification

[EUR m]



■ Revenue ■ Segment result — Segment result margin



Well-balanced customer portfolio

Revenue by sales channel in FY 2022 (no customer represents more than 10% of total sales)

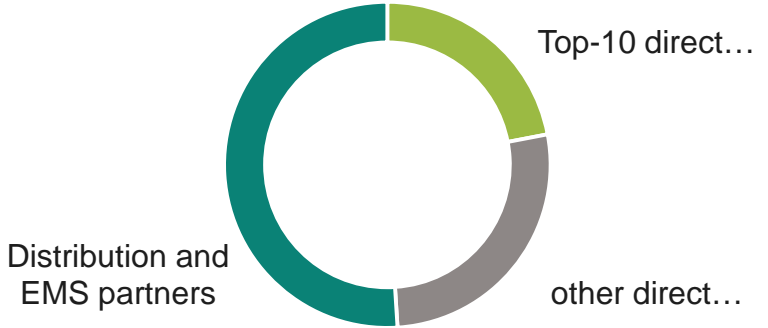
Distribution partners¹



Top-10 direct customers¹



EMS-Partner¹



¹ in alphabetical order

Close customer relationships are based on system know-how and application understanding



Automotive

Green Industrial Power

Power & Sensor Systems

Connected Secure Systems

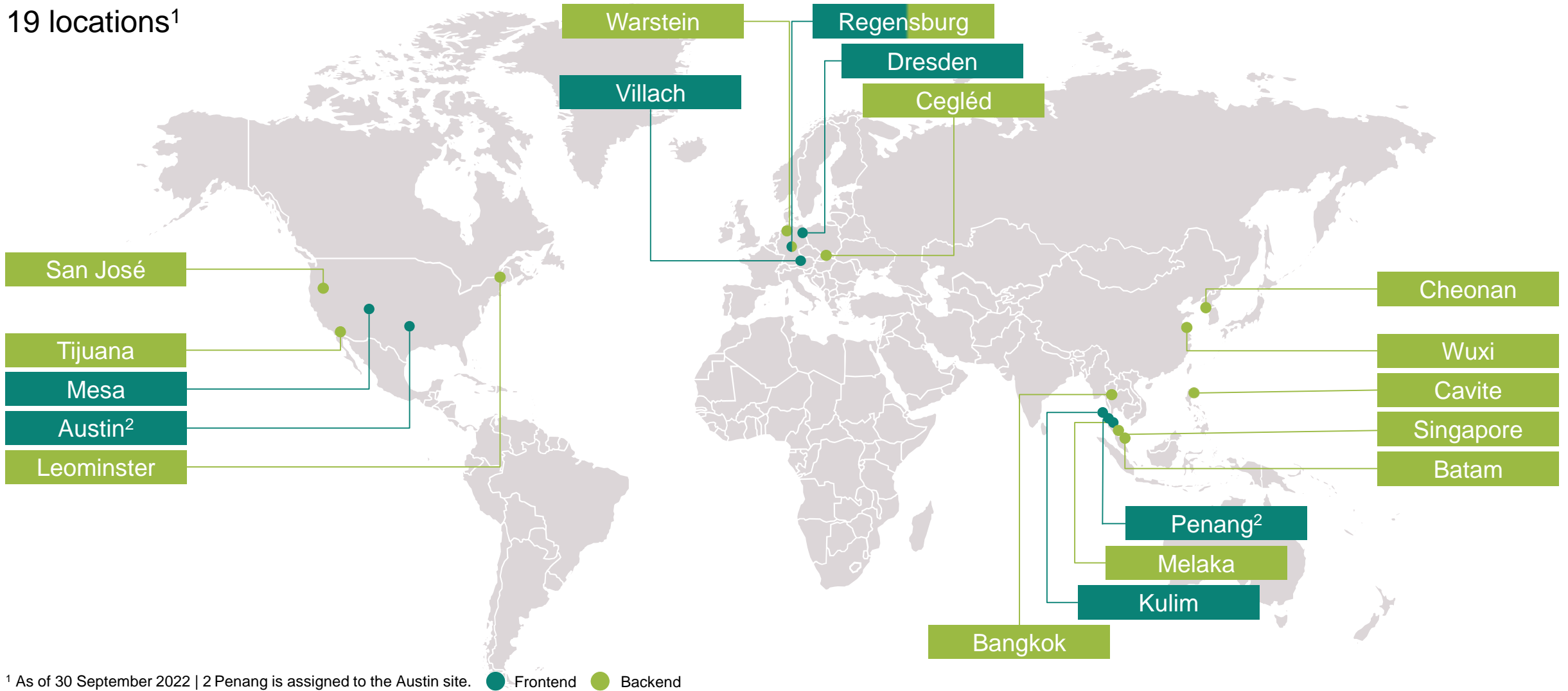
EMS-Partners

Distribution partners

Infineon is globally positioned with its network of Frontend and Backend manufacturing facilities



19 locations¹



Our global Research and Development activities



About 13 percent

of Infineon's annual revenue goes into Research and Development (R&D). In fiscal year 2022, R&D investments amounted to about 1.8 billion euros.

31,250 patents in the overall portfolio

show a high level of innovative strength and longterm competitiveness. In fiscal year 2022 alone, Infineon registered about 1,750 new patents.

Numerous innovative ecosystems

with tech companies, universities and research institutes are of great importance to Infineon.

59¹ sites in 35 countries and regions:

Americas	Richmond (Canada); Andover, Austin, Beaverton, Chandler, Colorado Springs, El Segundo, Irvine, Leominster, Lexington, Lynnwood, Milpitas, Morrisville, San Diego, San José and Warwick (all USA)
Asia Pacific	Bangalore (India); Seoul (Korea); Ipoh, Kulim, Melaka and Penang (all Malaysia); Muntinlupa (Philippines); Singapore
Greater China	Chengdu, Shanghai, Shenzhen, Xi'an (all Mainland China); Hsinchu and Taipei (both Taiwan)
Japan	Tokyo, Nagoya, Sendai (all Japan)
Europe	Herlev (Denmark); Augsburg, Dresden, Duisburg, Erlangen, Langen, Neubiberg, Regensburg and Warstein (all Germany); Le Puy-Sainte-Réparade (France); Bristol and Reigate (both Great Britain); Cork and Dublin (both Ireland); Netanya (Israel); Padua and Pavia (both Italy); Graz, Linz and Villach (all Austria); Brasov, Bucharest, Iasi (Romania); Belgrade (Serbia); Lviv (Ukraine); Budapest (Hungary)

¹ as of 30 September 2022.

Responsible action, sustainable profitable growth

Infineon ranks among the most sustainable companies in the world

- Sustainability at Infineon includes social, ecological, and economic values
- Infineon was one of the first semiconductor companies to voluntarily commit to the Ten Principles of the UN Global Compact
- Infineon meets global societal challenges such as climate protection, energy efficiency, and resource management with innovative products
- Infineon's climate target is to become carbon-neutral by 2030¹. Emissions are to be cut by 70 percent over the 2019 calendar year² levels by 2025
- External evaluation of the commitment:
 - MSCI ESG Research rates Infineon with AA for the fourth consecutive year
 - Included in the Dow Jones Sustainability™ World Index for the eighth time in a row
 - Awarded Gold status for six years in a row and in 2023 for the second time Platinum status by EcoVadis



¹ In terms of Infineon's direct and indirect energy- and heat-related emissions (Scope 1 and 2). | ² Including Cypress.
For further information: [Infineon Sustainability Report 2022](#)



Infineon is committed to binding CO₂ reduction targets

1 | Carbon neutrality by 2030 – primarily by avoiding emissions

2 | Realization of 70 percent of the required savings and compensations by 2025

Corporate Social Responsibility: We create a net ecological benefit

Our products and solutions enable a net ecological benefit, equal to the average annual CO₂ emissions from electricity consumption of more than 179 million people living in Europe.¹



Net ecological benefit: CO₂ emissions reduction of more than 97 million tons

¹ Based on the average electricity consumption of private households in Germany and official energy conversion factors.
² This figure takes into account manufacturing, transportation, own vehicles, travel, supplier specific emissions, water/waste water, direct emissions, energy consumption, waste, etc. as well as direct and indirect energy-related emissions by manufacturing service providers. It is based on data collected internally and publicly available conversion factors and relates to the 2022 fiscal year.
³ This figure is based on internally established criteria, which are described in the explanatory notes. The figure relates to the 2021 calendar year and takes into account the following application areas: Automotive electronics, industrial drives, photovoltaic and wind energy. CO₂ savings are calculated based on the potential savings generated by technologies in which semiconductors are used. The CO₂ savings are allocated based on Infineon's market share, semiconductor share, and the lifetime of the technologies concerned, based on internal and external experts' estimations. Despite the fact that carbon footprint calculations are subject to imprecision due to the complex issues involved, the results are nevertheless clear.

Infineon's employees create a better future together

At Infineon, 56,200¹ people from over 100 countries work together around the world to make life easier, safer, and greener. For more information, please visit www.infineon.com/career

Preethi Baran

Director, Field Sales,
in Livonia



"It's motivating to work with our customers to transform our mobility through innovation, safety and security."

Thomas Wrzesinsky

Maintenance Technician,
in Dresden



"We maintenance technicians keep production moving. I appreciate the teamwork: when everyone pulls together to find the error and to get the equipment running again."

Marcel Kuba

Director, Field Application Engineering,
in Munich



"The acquisition of Cypress enables Infineon now to offer complete best in class system solutions for new automotive applications."

Dr. Pamela Lin

Senior Manager Data Scientist
Analytics, in Singapore



"It's amazing how we use advance data analytics and AI techniques to create intelligent systems for solving complex business problems and driving manufacturing efficiency."

¹ As of 30 September 2022.

Our competitive advantage: Differentiating as quality leader

Our path

We do what we promise.
That's quality made by Infineon.

Our aspiration

Zero defect regarding the committed

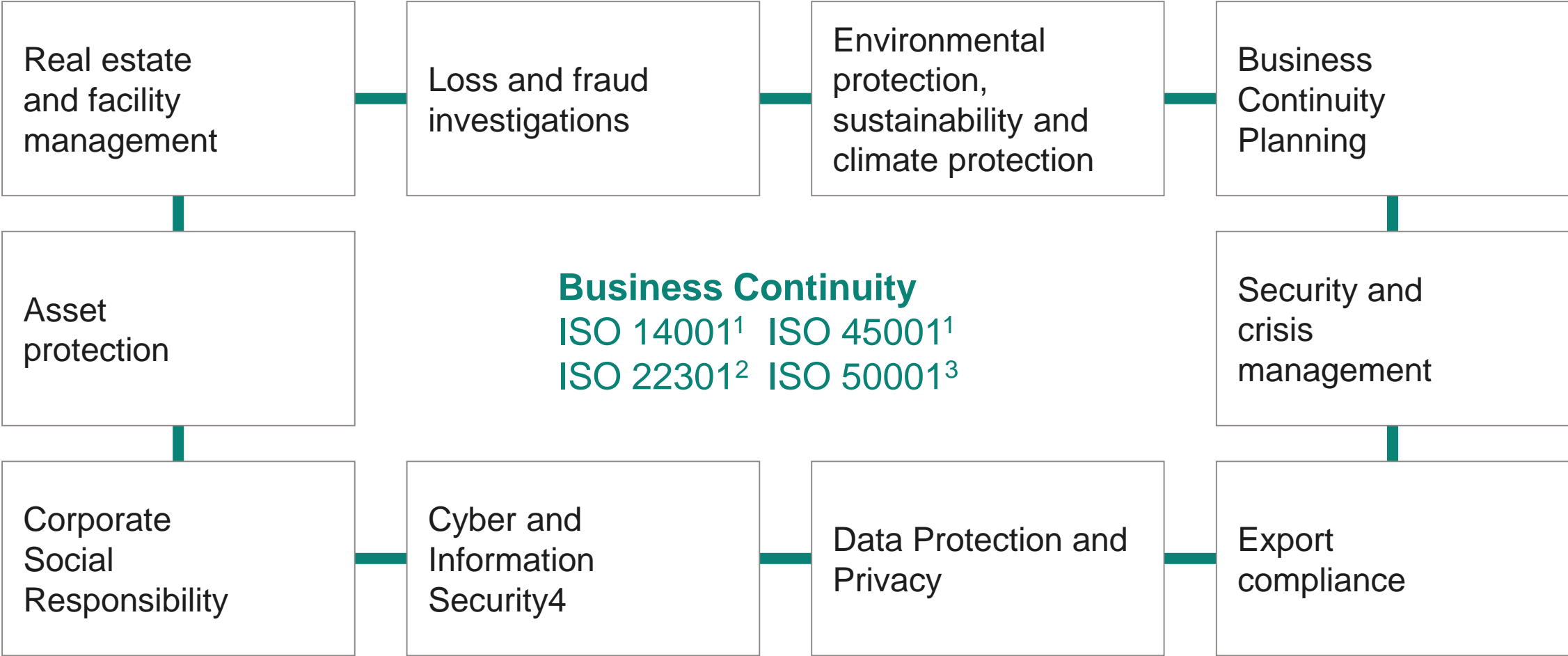
- Functionality
- Time
- Reliability
- Volume and cost

Our foundation

International standards such as
ISO 9001, IATF 16949, AS 9100,
IEC 17025, ISO 26262



Business Continuity: Integrated management



¹ ISO 14001/45001 worldwide certification scheme. | ² ISO 22301 certified in Villach (Austria) and Dresden (Germany).
³ ISO 50001 certified at largest European manufacturing sites and corporate headquarters Campeon (Germany). | ⁴ Different certifications (e.g. TISAX).



Find us on Social Media



www.facebook.com/infineon



www.instagram.com/infineoncareers



<https://www.xing.com/pages/infineon>



www.twitter.com/infineon



www.infineon.com/linkedin



www.youtube.com/c/InfineonTechnologiesAG

Disclaimer

Specific disclaimer for Omdia – part of Informa Tech – reports, data and information referenced in this document:

The Omdia reports, data and information referenced herein (the "Omdia Materials – mostly former IHS Markit Technology Materials") are the copyrighted property of Informa Tech Research Ltd. and its subsidiaries or affiliates (together "Informa Tech") and represent data, research, opinions or viewpoints published by Informa Tech, and are not representations of fact. The Omdia Materials speak as of the original publication date thereof and not as of the date of this document. The information and opinions expressed in the Omdia Materials are subject to change without notice and neither Informa Tech nor, as a consequence, Infineon have any duty or responsibility to update the Omdia Materials or this publication as a result. Omdia Materials are delivered on an "as-is" and "as-available" basis. No representation or warranty, express or implied, is made as to the fairness, accuracy, completeness or correctness of the information, opinions and conclusions contained in the Omdia Materials. To the maximum extent permitted by law, Informa Tech and its affiliates, IHS Markit and its Affiliates and their respective, officers, directors, employees and agents, disclaim any liability (including, without limitation, any liability arising from fault or negligence) as to the accuracy or completeness or use of the Omdia Materials. Informa Tech and/or IHS Markit will not, under any circumstance whatsoever, be liable for any trading, investment, commercial or other decisions based on or made in reliance of the Omdia Materials. The "IHS Markit" brand and logo have been licensed for use by Informa Tech. The "IHS Markit" brand and logo and any third-party trademarks used in the IHS Markit Technology Materials are the sole property of IHS Markit Group or their respective third-party owners.

Specific disclaimer for IHS Markit reports, data and information referenced in this document:

The IHS Markit reports, data and information referenced herein (the "IHS Markit Materials") are the copyrighted property of IHS Markit Ltd. and its subsidiaries ("IHS Markit") and represent data, research, opinions or viewpoints published by IHS Markit, and are not representations of fact. The IHS Markit Materials speak as of the original publication date thereof and not as of the date of this document. The information and opinions expressed in the IHS Markit Materials are subject to change without notice and neither IHS Markit nor, as a consequence, Infineon have any duty or responsibility to update the IHS Markit Materials or this publication. Moreover, while the IHS Markit Materials reproduced herein are from sources considered reliable, the accuracy and completeness thereof are not warranted, nor are the opinions and analyses which are based upon it. IHS Markit and the trademarks used in the Data, if any, are trademarks of IHS Markit. Other trademarks appearing in the IHS Markit Materials are the property of IHS Markit or their respective owners.

