



TSX-V:MMY
FSE:D7Q1

Corporate Presentation and Project Overview

August 2008

Fast Tracking Efficiently & Effectively

OVERVIEW

In the last 12 months Monument has:

- Completed an RTO and \$10 M private placement and acquired 100% of Selinsing and Damar Buffalo Reef projects and filed NI-43-101 Report.
- At Selinsing built a construction and project management team and engaged design and engineering services to complete preliminary plant and mine design, pit optimization and ore scheduling program. Completed plant site survey, clearing, geotechnical and other work in preparation for plant civil works and construction program to commence. Purchased a 1.0 M tpy ball mill in readiness for the planned Stage 2 plant extension.
- Completed phase I and commenced phase II of exploration drilling program on Damar Buffalo Reef confirming 4.2 kl strike zone and increased our exploration land position from an original 2,000 acres to over 32,000 acres.
- Closed Private Placement and Convertible Note financing to provide \$38.1 M for plant construction, mine development, exploration expansion and debt retirement.

Who runs Monument Mining?

Robert Baldock, CEO of Monument Mining

- A company builder with over 25 years experience in raising equity and project financing.
- Experienced in hands on project development and mill construction.
- Achieved grass roots discovery through Duketon Exploration NL (ASX) and built Duketon Gold Mine.
- Success with 6 other gold plants brought into production.
- Built Nevada Goldfields Group (TSX) up to \$200 million market capitalization.



This is Monument Today ...

An emerging Malaysian gold producer

Owens 100% **Selinsing Gold Deposit** - near production project.

- Historical production operation with infrastructure and key equipment on site.
- Selinsing presently contains 231,000 indicated & 388,000 inferred resource ounces of gold as filed in 43-101 reports.

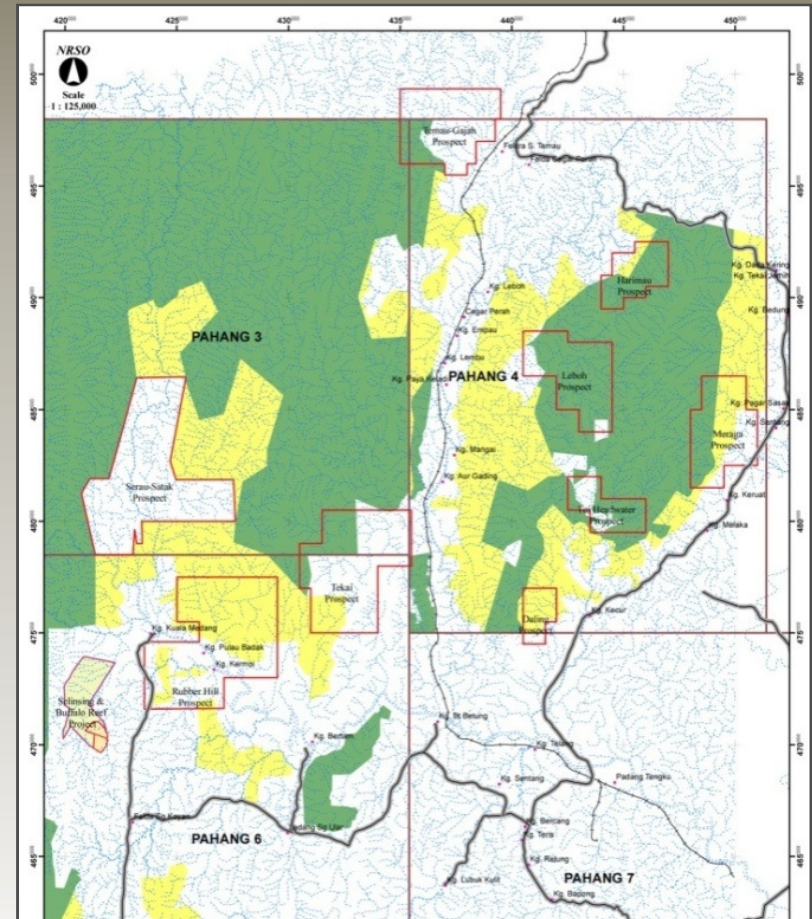
Owens 100% **Damar Buffalo Reef Exploration**

- Current exploration success with further upside potential from ongoing drilling program.
- 155,800 indicated and 29,600 inferred historic resource ounces of gold as filed in Summary 43-101 report.*



* Historic Resource prepared by Avocet Mining PLC to JORC Standards. Summary NI 43-101 report filed on SEDAR 19 June 2007 was completed by Orequest Consultants Ltd.

- January 2008 – Signed Letter Of Intent (“LOI”) to acquire 32,000 acres of prospective land adjacent to Selinsing and Damar Buffalo Reef.
- Building on knowledge in the immediate surrounding area of Selinsing and Damar Buffalo Reef by acquiring \$40.0 M exploration database created by predecessors.
- Monument management is now increasing its efforts to aggressively expand mineral exploration program.



Where do we want to be in 12 Months?

- In full production by Q2/2009 and debt free shortly thereafter.
- Increase resources and reserves to over 1,000,000 ounces.
- Acquire additional land for continuing exploration for a long term future.
- Build shareholder value with self sustaining cash flow from our gold mining operations for expansion of exploration activities.



Gold operations in Malaysia

Damar Buffalo Reef Exploration

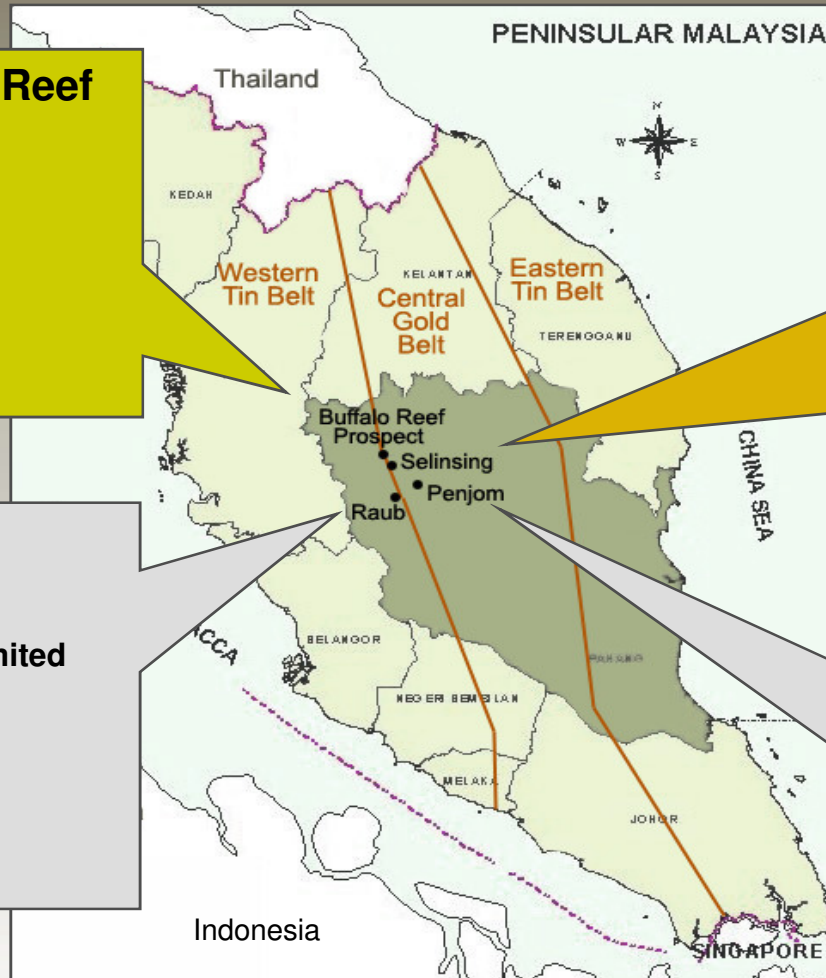
Historical Resources:

- Indicated
155,800 oz gold
- Inferred
29,600 oz gold

Raub Australia Gold Mine

Peninsular Gold Limited
(AIM: PGL)

- Produced
1 million oz gold
- Resources
921,000 oz gold



Selinsing Gold Deposit

Monument Mining (TSX-V: MMY)

Production Start: Q2/2009

Resources:

- Indicated
231,000 oz gold
- Inferred
388,000 oz gold

Avocet Mining
owns 14.9% of
Monument

Penjom Gold Mines

Avocet Mining PLC, (AIM: AVM)

- Produced 1 million oz gold to
April 2007
- Resources at January 2008
954,900 oz gold

Our Major shareholder – Avocet Mining PLC

- Malaysia's largest gold producer - owns presently 14.9% of Monument acquired through vend-in of Buffalo Reef Exploration Project.
- Made grass roots discovery and commenced the Penjom Gold Mine to produce over 1,000,000 ounces of gold to April 2007. In addition has made further discovery of resources of 954,900 ounces of gold at Penjom mine.
- 19 years exploration, development and production experience in the Malaysian gold industry.

The Advantages of Malaysia

- Democratic - politically stable government.
- British based legal system.
- 5 year corporate tax break from government.
- Low Malaysian hydro-power operating cost.
- Low labour costs are 1/5 of Canadian rates.
- Site contractor rates are 1/5 of Canadian rates.
- Contractors hourly rate for 30 tonne pull CAT excavator with driver, fully maintained, is < US \$20/hour compared with Canada = \$100 per hour bare.

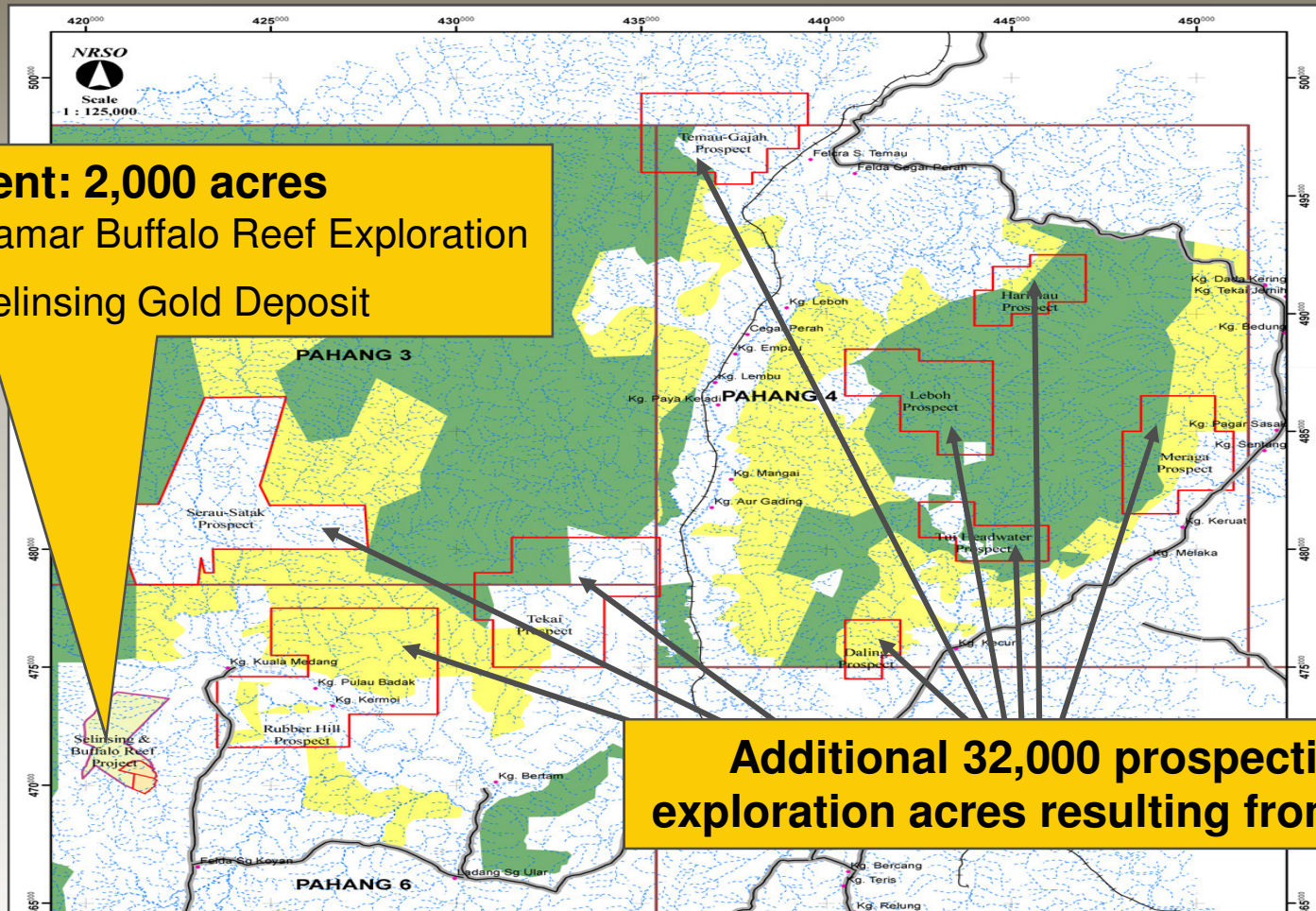




Impressive Land Position for the Future

Current: 2,000 acres

- Damar Buffalo Reef Exploration
- Selinsing Gold Deposit



Selinsing Gold Deposit

- Positive Preliminary Assessment already completed by Snowden Mining Industry Consultants. (SEDAR filing 27 December 2007)
- Commissioning commencement: Q1/2009
- Production and free cash flow: Q2/2009
- Resource @ 0.59 g/t cut off
 - ✓ Indicated 4.82 m tonnes at 1.49 g/t Au for **231,000 ounces** of gold (134,000 oz oxide and 96,000 oz sulphide).
 - ✓ Inferred 10.32 m tonnes at 1.17 g/t Au for **388,000 ounces** of gold (20,000 oz oxide and 368,000 oz sulphide).
- Open cut mining method
 - ✓ Recovery rate ranged between 92% - 95% over both oxide and transition material.



Estimates for Gold Production

- 400,000 tonnes per year with start up budgeted Q2/2009.
- **37,000 ounces of gold** in the first year of production.
- Plan is to upgrade in year three to **75,000 - 100,000 ounces of gold** by doubling the mill size and production with further exploration and converting the historic resources to current resources and reserves.
- Present cash cost estimate of US \$316/oz.
- Low operating and treatment costs.
- Infrastructure and key plant components on site.
- Permitted for previous operation - upgrade in process
- Existing well trained, locally based workforce.
- Experienced mining contractor on site.



Building a Strong Company with Cash Flow

Financial Overview in US\$ (millions) at Gold Price \$750

Financial years ended June -	2009	2010	2011	2012	2013	2014	Total
Capital Injection	14.7	-	-	-	-	-	14.7
Revenue	-	22.2	35.6	24.9	29.5	28.4	140.5
Total Expenses	14.4	14.7	15.9	15.8	15.8	10.1	86.8
Surplus Cash	0.3	7.5	19.7	9.1	13.7	18.3	68.6

Note: This model assumes project equity injection of US\$14.7 million in June 2008 for project development and allows one year construction and commissioning with full production cash flow commencing during Q2/2009.

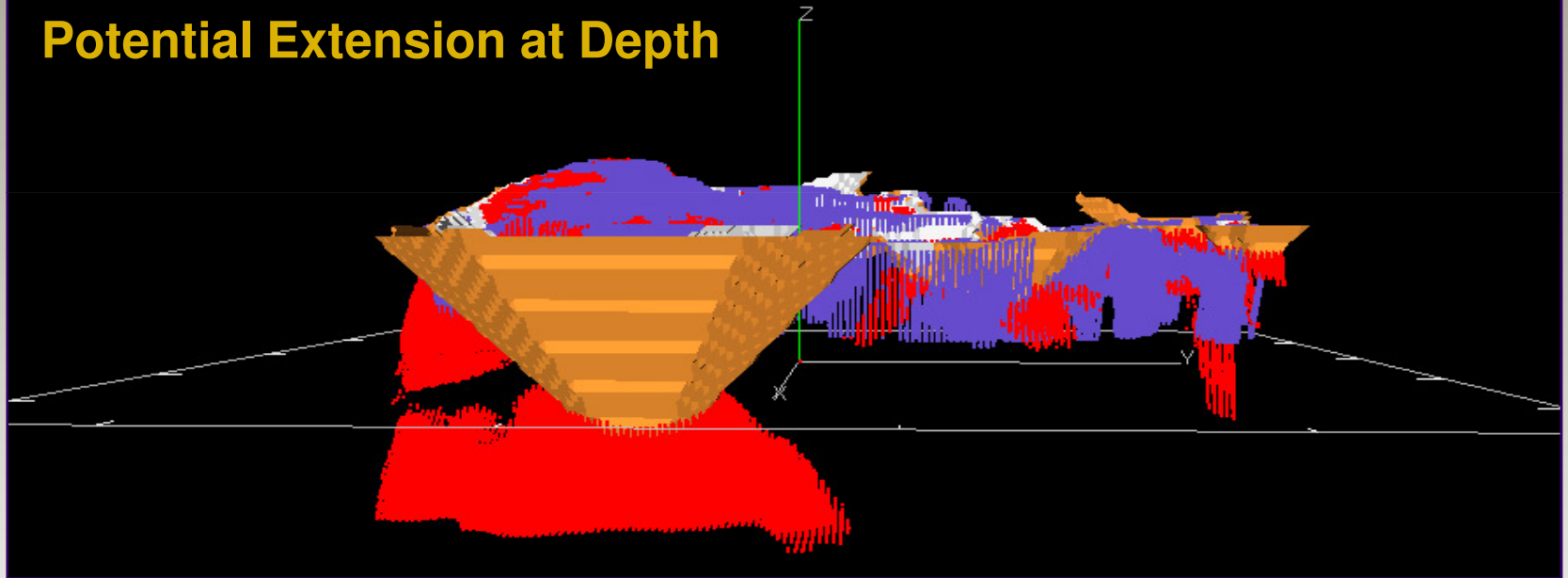
Selinsing total Confirmation Drilling

Drilling QA/QC and program supervision by Snowden Consulting Group, Australia	Hole ID	Hole Type	from (m)	to (m)	Down Hole Thickness (m)	Grade (g/t Au)
	SELRC 0510 Includes	RC	23 27	29 28	6 1	8.33 31.40
	SELRC 0510 Includes Includes	RC	46 39 59	60 40 60	14 1 1	3.15 41.70 22.40
	SELRC 0511 Includes	RC	41 48	49 49	8 1	6.60 36.80
	SELRC 0512	RC	32	64	32	1.72
	SELRC 0513 Includes	RC	66 61	72 62	6 1	1.83 20.40
	SELRC 0514	RC	31	42	11	0.95
	SELRC 0515 Includes	RC	60 65	69 66	9 1	9.15 35.80
	SELRC 0516	RC	24	35	11	4.84
	SELRC 0518	RC	2	14	12	2.45
	SELRC 0518	RC	25	36	11	4.02
	SELRC 0518 Includes	RC	42 46	49 47	7 1	12.30 52.90
	SELRC 0518 Includes Includes Includes	RC	53 54 57 61	67 55 58 62	14 1 1 1	15.52 51.90 60.00 38.90

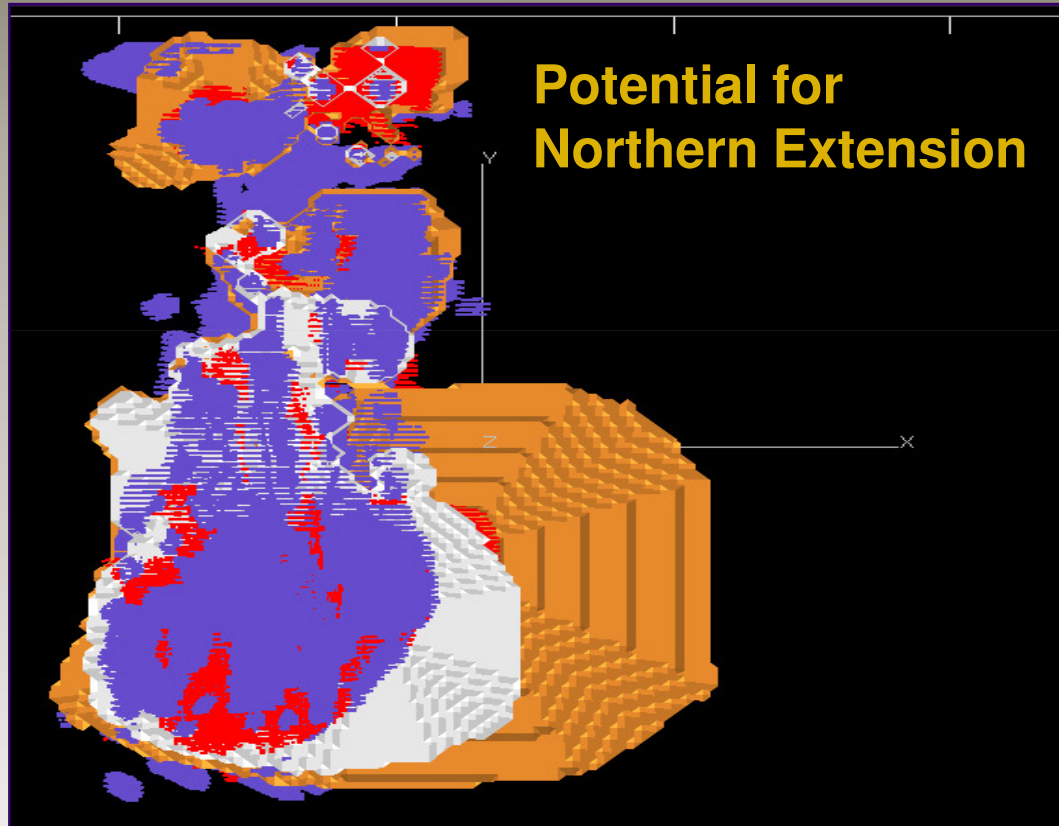


Selinsing Gold Deposit - Pit Design

Potential Extension at Depth



Selinsing Gold Deposit - Pit Plan View



Damar Buffalo Reef Exploration

- Highly prospective geology along trend north from Selinsing Gold Deposit.
- Approximately 2,000 acres, > 4.2 continuous km base with further exploration areas to be added via permit/acquisition.
- Reported historical resource totaling 2,512,000 tonnes at grade of 2.29 g/t Au from 2006 exploration program.
 - ✓ Historical resources:
 - Indicated **155,800 ounces of gold**
 - Inferred **29,600 ounces of gold**
 - A summary NI-43-101 report was filed 19 June 2007.
- Data from 50 previous RC and 5 diamond drill holes were added to the 2006 program (totaled 3,222 m of RC).
- 2007/2008 12,500m Drilling Program Underway.
 - ✓ 3,000m of drilling completed, assay results to date confirm previous drill results – **indicates continuous trend with Selinsing - 4.2km long** and is expected to upgrade historical to current and inferred to indicated and measured resources.
- Upside - site is open at depth and in all directions.



Phase I Drilling Program

Confirms Previous Drill Results on Damar Buffalo Reef – February 2008

Hole	from	to	Down Hole Thickness	AVG Grade (g/t)
MBRRCOO03	41	54	13m	5.76
Includes	46	48	2m	26.9
MBRRCOO11	19	26	7m	5.51
Includes	24	25	1m	17.6
MBRRC0012	23	27	4m	5.48
MBRRCOO15	16	19	3m	5.48
MBRRCOO16	16	19	3m	5.48
Includes	21	23	2m	16.85
MBRRCOO17	29	36	7m	4.11

Note: Assay results above are a selection only – for full results refer to SEDAR filed News Release – Feb 4, 2008. Additional Phase II drill results released in SEDAR filed News Release March 4, 2008.

Damar Buffalo Reef Grade Highlights

Previous Results

Hole ID	From (m)	To (m)	Down Hole Thickness (m)	Grade (g/t Au)	Comment
BRP004	15	18	3	3.53	Quartz vein in ferruginous phyllite
	19	25	6	1.63	Quartz vein in ferruginous phyllite
BRP005	44	55	11	2.83	Quartz vein in phyllite
BRP012	3	10	7	2.97	Quartz vein in ferruginous phyllite
	34	39	5	2.20	Quartz vein in ferruginous phyllite and phyllite
	49	57	8	4.94	Quartz vein in phyllite
BRP015	96	99	3	10.6	Trace of quartz in interbedded of phyllite and schistosis sandstone
BRP017	76	86	10	4.67	Quartz vein in phyllite with disseminated pyrite and arsenopyrite
BRP019	54	61	7	3.68	Quartz vein in phyllite with disseminated pyrite and arsenopyrite
BRP020	54	66	12	5.19	Quartz vein in phyllite with disseminated pyrite and arsenopyrite

Our Share Structure

Outstanding Shares	155.64 m
Warrants	102.29 m
Options	19.75 m
Fully Diluted	277.68 m
Share Price (August 1,2008) in C\$	0.39
Market Cap (August 1, 2008) in C\$	60.70m
Corporate Debt	Nil

Major Shareholders

Avocet Mining PLC (Vendor Damar Buffalo Reef)	14.9 %	} Locked up in a two year pooling agreement
Wira Mas Trust (Vendor Selinsing Gold Deposit)	18.1 %	
Management, Insiders & Control Group	22.7%	

The Team to build the Mine

- **Robert Baldock - President & CEO**

25 years of experiences of raising equity and mining project finance, directing mining project development and mill construction.

- **Kevin Wright - Project Mining Engineer and General Manager**

33 years experience in designing, building and managing safe, profitable mines.

- **John Barton – Metallurgical & Process Engineer**

30 years of senior experience with international mining projects with Bateman, BHP-Billiton, Shell Metals, Gencor Group and Snowden Mining Consultants.

- **Zaidi Harun - VP Exploration**

15 years of exploration experiences, 8 years at Selinsing Gold project.

- **Cathy Zhai - CFO & VP Finance**

13 years experience with publicly listed companies at CFO's capacity or equivalent in corporate finance, public reporting and business strategic planning.

- **Mike Andrew - Technical & project geological support**

12 years of experience with Normandy/Newmont Mining, BHP-Billiton, Freeport and Snowden Mining.

Summary

- Near production low cost gold mine - 12 months away.
- Exploration upside with 4.2 km strike length, open in all directions.
- Experienced management team to build a new mine.
- Key equipment already secured including new mill.
- Excellent infrastructure with water, power and communications on site or nearby.
- Malaysian gold producer Avocet Mining PLC as major supportive shareholder (14.9%).
- Established relationship with community.
- Politically stable country with 5 year tax break.
- Open and fair communication to shareholders.
- Committed to community and employee team members.



Investor Relations Contacts

Canada

Richard Cushing
Investor Relations

Monument Mining Limited
Suite 710 - 666 Burrard Street
Vancouver, BC, Canada V6C 3P6

Tel.: +1-604-638-1661
Fax: +1-604-688-2419
rcushing@monumentmining.com
www.monumentmining.com

Europe

Wolfgang Seybold
President & CEO

AXINO AG
Koenigstrasse 26
70173 Stuttgart Germany

Tel.: +49-711-25 35 92 40
Fax: +49-711-25 35 92 55
wolfgang.seybold@axino.de
www.axino.de

Cautionary Statement

This presentation includes certain estimates, projections and “forward looking statements” within the meaning of Section 21E of the Securities Exchange Act of 1934, as amended that have been provided by the Company with respect to its anticipated future performance. Such forward looking statements reflect various assumptions by the Company concerning anticipated results, which assumptions may or may not prove to be correct. No representations are made as to the accuracy of such statements, estimates or projections. These forward-looking statements are made pursuant to the “safe harbor” provisions of the Private Securities Litigation Reform Act of 1995. While these statements are made to convey the Company's progress, business opportunities and growth prospects, such forward-looking statements represent management's opinion. Whereas management believes such representations to be true and accurate based on information and data available to the Company at this time, actual results may differ materially from those described. The Company's operations and business prospects are always subject to risks and uncertainties.